



**AGENDA**  
**CITY OF LAKE WORTH BEACH**  
**CITY COMMISSION BUDGET WORK SESSION #1**  
**CITY HALL COMMISSION CHAMBER**  
**TUESDAY, MAY 24, 2022 - 5:00 PM**

**ROLL CALL:**

**PLEDGE OF ALLEGIANCE:** led by Commissioner Sarah Malega

**UPDATES / FUTURE ACTION / DIRECTION**

A. [Preliminary overview of the City's FY 2023 Operating and Capital Budgets](#)

**ADJOURNMENT:**

The City Commission has adopted Rules of Decorum for Citizen Participation (See Resolution No. 25-2021). The Rules of Decorum are posted within the City Hall Chambers, City Hall Conference Room, posted online at: <https://lakeworthbeachfl.gov/government/virtual-meetings/>, and available through the City Clerk's office. Compliance with the Rules of Decorum is expected and appreciated.

If a person decides to appeal any decision made by the board, agency or commission with respect to any matter considered at such meeting or hearing, he or she will need a record of the proceedings, and that, for such purpose, he or she may need to ensure that a verbatim record of the proceedings is made, which record includes the testimony and evidence upon which the appeal is to be based. (F.S. 286.0105)

# **EXECUTIVE BRIEF BUDGET WORK SESSION #1**

**AGENDA DATE:** May 24, 2022

**DEPARTMENT:** Financial Services

**TITLE:**

Preliminary overview of the City's FY 2023 Operating and Capital Budgets

**SUMMARY:**

First round presentation of the City's FY 2023 Operating Budget and Five-Year Capital Plan (CIP).

**BACKGROUND AND JUSTIFICATION:**

Provides the City Commissioners an opportunity to discuss Operating Budget for FY 2023 and CIP.

**DIRECTION:**

First meeting to discuss priorities and potential funding strategies.

**ATTACHMENT(S):**

FY 2023 Operating Budget – Supplemental Requests  
FY 2023 Five Year Capital Plan – Project Sheets

City of Lake Worth Beach  
FY 2023 Budget  
001 General Fund

draft

							(1,004)		
Account Code	Account Name	FY 2020 Actual	FY 2021 Budget	FY 2021 Actual	FY 2022 Budget	FY 2022 Q1 Actual	FY 2023 Proposed Budget	FY 2023 to FY 2022 Budget Change	% Change
<b><u>REVENUES</u></b>									
311.10-10	Current	9,324,785	9,407,971	10,144,323	10,080,641	7,523,632	10,685,479	604,838	6.00%
311.10-13	CRA	1,271,562	1,910,300	1,410,149	2,292,706	1,572,767	2,430,268	137,562	6.00%
311.10-30	Delinquent	17,959	40,819	38,320	40,800	0	40,800	-	0.00%
311.10-50	Interest - Delinquent	5,606	13,283	4,692	10,000	0	5,500	(4,500)	-45.00%
312.10-15	Gas Tax	860,137	880,000	891,977	880,000	229,114	900,000	20,000	2.27%
313.80-00	Refuse	138,871	130,000	156,700	130,000	0	150,000	20,000	15.38%
314.10-00	Electricity	1,983,283	2,010,000	2,090,399	2,000,000	495,939	2,000,000	-	0.00%
314.20-00	Telecommunications	949,761	835,000	925,616	900,000	225,950	925,000	25,000	2.78%
314.30-00	Water	1,090,814	1,090,000	1,177,427	1,095,000	279,471	1,170,000	75,000	6.85%
314.40-00	Gas	117,745	117,372	155,607	117,500	45,282	155,000	37,500	31.91%
314.80-00	Propane	29,438	23,000	11,924	23,000	2,259	12,000	(11,000)	-47.83%
321.41-00	General	598,803	550,000	579,011	550,000	123,721	580,000	30,000	5.45%
321.42-00	Certificate of Use Fee	392,489	450,000	377,010	450,000	70,305	450,000	-	0.00%
322.10-00	Bldg Permits	0	500	0	500	0	0	(500)	-100.00%
322.10-50	Public Services	10,605	17,500	15,603	15,000	3,950	15,000	-	0.00%
322.30-00	Community Development	0	1,000	0	1,000	0	0	(1,000)	-100.00%
323.30-00	Community Development	16,925	25,000	19,777	25,000	5,010	20,000	(5,000)	-20.00%
329.10-10	Foreclosure Registry Fees	54,850	75,000	76,725	50,000	24,300	65,000	15,000	30.00%
329.10-20	Public Services	750	1,569	3,929	500	0	2,340	1,840	368.00%
335.10-20	Vehicle Rebate	16,464	25,000	11,954	20,000	3,532	14,210	(5,790)	-28.95%
335.10-40	Mobile Home Licenses	49,331	48,000	53,110	50,000	19,048	50,000	-	0.00%
335.10-50	Alcoholic Beverages Licen	39,711	55,100	42,938	40,000	2,056	41,325	1,325	3.31%
335.10-70	Entitlement	1,534,498	1,680,000	1,764,666	1,600,000	277,417	1,649,580	49,580	3.10%
335.10-80	Half Cent Sales Taxes	2,880,691	2,880,000	3,408,854	3,000,000	860,070	3,144,770	144,770	4.83%
338.10-01	County Contributions	232,045	490,000	248,599	350,000	54,648	240,320	(109,680)	-31.34%
341.30-87	Code	157,763	175,000	106,177	175,000	25,988	131,970	(43,030)	-24.59%
341.30-90	Other	0	500	150	500	0	0	(500)	-100.00%
341.90-10	Zoning Fees	53,010	45,000	63,228	45,000	17,382	58,120	13,120	29.16%
341.90-11	Planning Fees	67,192	35,000	83,361	35,000	16,050	75,275	40,275	115.07%
341.90-12	Historic Preservation Fee	25,361	30,000	32,921	30,000	7,965	30,000	-	0.00%
341.90-13	Mapping Fees	3,900	3,000	1,630	2,500	405	2,500	-	0.00%
341.90-14	Business License Review-P	14,905	25,000	18,849	25,000	4,990	16,880	(8,120)	-32.48%
341.90-18	Applicant Charges	0	10,000	0	10,000	0	0	(10,000)	-100.00%
341.90-30	Certification/Records	129,225	139,000	164,725	140,000	40,615	146,975	6,975	4.98%
341.90-40	Photocopies	14	320	12	320	0	0	(320)	-100.00%
341.90-80	NSF and Bank Charges	70	500	90	500	0	0	(500)	-100.00%
341.90-81	NSF Fees - Business	0	100	0	100	0	0	(100)	-100.00%
341.90-90	Miscellaneous	0	140	50	140	0	0	(140)	-100.00%
342.10-20	False Alarms	60,175	70,000	60,050	70,000	9,950	60,115	(9,885)	-14.12%
342.50-20	COU - Code Fee	1,800	1,575	5,800	3,000	1,800	3,800	800	26.67%
342.50-30	Use & Occ Inspection	142,767	300,000	209,636	300,000	41,687	176,201	(123,799)	-41.27%
343.30-40	Water outside Surcharge	575,717	615,000	637,345	615,000	163,634	606,530	(8,470)	-1.38%
343.50-40	Sewer Outside Charge	250,871	206,000	273,718	225,000	69,789	262,295	37,295	16.58%
343.80-10	Cemetery Fees	25,150	22,000	26,725	20,000	3,975	25,940	5,940	29.70%
344.50-10	Parking Meters	0	0	0	23,200	0	0	(23,200)	-100.00%
344.50-20	Parking Meters-Taxable	0	0	0	16,800	0	0	(16,800)	-100.00%
344.50-30	Parking Permits	10,635	11,000	10,340	11,000	1,720	11,000	-	0.00%
344.50-40	Boat Launch	19,765	15,000	25,014	20,000	0	20,000	-	0.00%
344.50-41	Boat Launch taxable	25,357	20,000	31,225	29,000	17,053	29,000	-	0.00%
344.50-90	In-Person Service Charge	76	200	0	200	0	0	(200)	-100.00%
347.10-10	Library Fees	355	1,145	45	1,145	40	0	(1,145)	-100.00%
347.30-30	Rentals	5,638	44,500	1,970	4,000	80	11,000	7,000	175.00%
347.30-31	Tax Exempt Field Rentals	6,300	0	36,591	44,428	6,315	38,400	(6,028)	-13.57%

City of Lake Worth Beach  
FY 2023 Budget  
001 General Fund

draft

Account Code	Account Name	FY 2020 Actual	FY 2021 Budget	FY 2021 Actual	FY 2022 Budget	FY 2022 Q1 Actual	FY 2023 Proposed Budget	FY 2023 to	% Change
								FY 2022 Budget Change	
347.30-32	Pavillion Rentals	245	0	2,528	3,000	560	3,000	-	0.00%
347.30-33	Tax Exempt Pavilion Rental	0	0	75	0	105	0	-	#DIV/0!
347.30-36	Facility Rental	1,500	0	290	750	120	750	-	0.00%
347.30-37	Tax Exempt Facility Rental	0	0	1,500	0	0	0	-	#DIV/0!
347.30-40	Recreation Programs	2,030	25,000	0	15,000	0	15,000	-	0.00%
347.30-50	Athletic Programs	4,414	22,500	3,818	12,000	5,157	12,000	-	0.00%
347.40-32	4th of July Celebration	0	7,000	0	7,000	0	7,000	-	0.00%
347.40-99	Other Fees	175	6,000	0	6,000	0	0	(6,000)	-100.00%
347.41-35	Art Festival	0	0	0	0	0	60,000	60,000	#DIV/0!
347.41-99	Other Fees	710	6,000	0	1,000	0	0	(1,000)	-100.00%
347.90-10	Park Rental	75	9,000	1,310	9,000	1,599	9,000	-	0.00%
347.90-50	Osbourne Center Rental	15,239	20,000	16,705	15,000	4,088	15,000	-	0.00%
347.90-80	Tax Exempt Sales	4,220	40,000	1,400	0	0	1,400	1,400	#DIV/0!
351.10-00	Fines	25,694	36,000	37,102	30,000	14,656	30,000	-	0.00%
352.00-00	Library Fines	1,114	5,300	2	5,300	55	0	(5,300)	-100.00%
354.10-00	Parking Fines	4,735	29,000	6,953	28,000	795	2,000	(26,000)	-92.86%
354.20-00	Code	891,732	950,000	469,831	950,000	155,779	850,000	(100,000)	-10.53%
354.20-20	Citations	750	7,500	0	7,500	0	0	(7,500)	-100.00%
354.40-00	Late Fees	0	1,100	0	1,100	0	0	(1,100)	-100.00%
354.60-00	Towing Fines	37,860	0	0	15,000	7,858	15,000	-	0.00%
361.10-10	Investments	54,078	60,000	21,347	80,000	150	37,715	(42,285)	-52.86%
361.10-20	Tax Collections	2,467	1,000	1,103	1,500	0	1,785	285	19.00%
361.10-50	Miscellaneous	0	0	0	7,000	0	0	(7,000)	-100.00%
362.10-40	Tax Exempt	19,445	19,450	19,446	19,450	4,861	19,450	-	0.00%
362.90-00	Miscellaneous	0	1,100	152	1,100	0	1,100	-	0.00%
364.00-00	Disp of Fixed Assets	6,125	0	15,533	5,000	0	5,000	-	0.00%
369.90-90	Other	25,327	30,150	475,243	30,000	10,582	30,000	-	0.00%
381.10-65	Simpkin Trust Fund	30,000	30,000	0	10,000	0	0	(10,000)	-100.00%
381.40-10	Sanitation	52,000	52,000	0	52,000	0	0	(52,000)	-100.00%
	Beach Charge Back						156,125	156,125	#DIV/0!
	Golf Charge Back						55,406	55,406	#DIV/0!
	Garage Fund						54,286	54,286	#DIV/0!
	IT							-	#DIV/0!
382.10-00	Electric Charge Back	1,814,900	1,924,900	1,924,900	2,235,393	558,848	3,338,012	1,102,619	49.33%
382.10-10	Electric Franchise Fee	4,536,491	4,536,491	4,536,491	4,953,797	1,238,449	5,048,959	95,162	1.92%
382.15-00	Water Charge Back	859,850	1,241,160	1,241,160	1,241,160	310,290	1,241,160	-	0.00%
382.15-10	Water Franchise Fee	1,489,728	1,489,728	1,489,728	1,355,103	338,776	1,381,686	26,583	1.96%
382.30-00	Refuse Charge Back	218,000	250,770	250,770	250,770	62,693	250,770	-	0.00%
382.30-10	Refuse Franchise Fee	601,797	601,799	601,799	535,966	133,991	535,966	(0)	0.00%
382.40-00	Stormwater Charge Back	73,350	77,750	77,750	112,133	28,033	125,154	13,021	11.61%
382.40-10	Stormwater Franchise Fee	201,570	201,570	201,570	165,883	41,471	165,409	(474)	-0.29%
382.50-00	CRA	0	0	0	30,000	0	0	(30,000)	-100.00%
382.60-00	Local Sewer Charge Back	599,780	899,780	899,780	899,780	224,945	899,780	-	0.00%
382.60-10	Sewer Franchise Fee	608,870	608,870	608,870	815,491	203,873	834,008	18,517	2.27%
382.65-00	Regional Sewer	308,180	493,088	493,088	734,308	183,577	734,308	-	0.00%
	Transfer from ARPA Fund				32,500			(32,500)	-100.00%
382.70-00	Building Fund Charge Back	38,593	40,892	40,892	40,892	10,223	75,925	35,033	85.67%
389.90-21	Reimb - Ground Maint	0	40,000	0	40,000	0	40,000	-	0.00%
389.90-40	Reimb - Special Events	0	240	0	240	0	0	(240)	-100.00%
389.90-41	Tax Exempt	0	500	0	500	0	0	(500)	-100.00%
	<b>Total Revenues</b>	<b>35,724,209</b>	<b>38,292,032</b>	<b>38,840,101</b>	<b>40,324,096</b>	<b>15,789,441</b>	<b>42,504,747</b>	<b>2,180,651</b>	<b>5.41%</b>
	<b>EXPENDITURES</b>								
	<b>1010 - City Commission</b>								
	<b>Salaries and Benefits</b>								

City of Lake Worth Beach  
FY 2023 Budget  
001 General Fund

draft

Account Code	Account Name	FY 2020 Actual	FY 2021 Budget	FY 2021 Actual	FY 2022 Budget	FY 2022 Q1 Actual	FY 2023 Proposed Budget	FY 2023 to FY 2022 Budget Change	% Change
12-10	Regular	128,201	127,500	118,906	127,500	29,423	127,500	-	0.00%
15-30	Other Pays	30,165	30,000	26,087	30,000	7,200	31,200	1,200	4.00%
21-00	FICA Taxes	11,565	10,136	10,511	10,136	2,671	9,754	(382)	-3.77%
22-10	Defined Benefit Plan	0	0	2,493	0	1,662	0	-	#DIV/0!
22-20	401-a Plan	5,608	5,400	5,569	5,400	565	5,400	-	0.00%
23-00	Life & Health Insurance	46,219	51,560	51,247	51,560	2,088	29,614	(21,946)	-42.56%
24-10	Workers' Compensation	303	242	154	242	0	217	(25)	-10.43%
	<i>Subtotal</i>	222,061	224,838	214,967	224,838	43,610	203,684	-21,154	-9.41%
<b>Operating</b>							-	-	
511.31-50	Internal IT Support	81,317	93,411	93,411	93,482	23,371	99,890	6,408	6.85%
511.31-90	Professional Services Other	387	890	948	700	0	700	-	0.00%
511.34-50	Other Contractual Services	12,028	18,600	14,690	50,000	0	50,000	-	0.00%
511.40-10	Training/Registration	11,271	4,800	3,819	10,000	250	10,000	-	0.00%
511.40-20	Lodging/Transportation	13,811	4,700	2,933	27,500	96	27,500	-	0.00%
511.41-30	Postage & Freight	0	830	829	180	0	180	-	0.00%
511.43-10	Water	2,851	1,000	1,212	3,000	73	2,100	(900)	-30.00%
511.43-20	Sewer	1,563	700	897	1,500	79	1,500	-	0.00%
511.43-30	Electricity	3,801	3,600	3,494	3,800	897	3,800	-	0.00%
511.43-40	Refuse/Waste Disposal	176	170	162	200	38	200	-	0.00%
511.45-10	Property/Liability	23,598	24,778	24,778	25,000	6,250	26,750	1,750	7.00%
511.47-00	Printing & Binding	68	1,150	1,282	100	0	1,000	900	900.00%
511.48-00	Promotional Activities	2,609	2,433	3,029	3,000	0	3,000	-	0.00%
511.49-10	Advertising	2,600	1,600	0	1,600	0	1,600	-	0.00%
511.49-90	Other	5,470	3,650	5,995	3,500	0	5,700	2,200	62.86%
511.51-10	Office Supplies	505	12,327	11,733	800	362	800	-	0.00%
511.52-20	Small Tools & Equipment	72	100	380	100	0	100	-	0.00%
511.52-40	Uniforms	485	1,000	513	1,000	0	500	(500)	-50.00%
511.54-00	Books, Publ, Subsc & Memb	29,340	31,600	31,140	30,500	13,737	31,415	915	3.00%
	<i>Subtotal</i>	191,952	207,339	201,244	255,962	45,153	266,735	10,773	4.21%
	<b>Department Total</b>	<b>414,014</b>	<b>432,177</b>	<b>416,211</b>	<b>480,800</b>	<b>88,763</b>	<b>470,419</b>	<b>-10,381</b>	<b>-2.16%</b>
								-	
<b>1020- City Manager</b>									
<b>Salaries and Benefits</b>									
12-10	Regular	325,223	337,751	334,535	377,798	45,285	410,062	32,264	8.54%
15-10	Longevity	1,200	0	2,325	750	0	1,125	375	50.00%
15-30	Other Pays	12,783	12,000	9,165	6,900	1,615	12,000	5,100	73.91%
21-00	FICA Taxes	22,193	26,851	23,145	28,138	2,733	26,326	(1,812)	-6.44%
22-10	Defined Benefit Plan	49,188	37,388	36,397	46,554	3,974	52,668	6,114	13.13%
22-20	Defined Contribution Plan	17,745	17,407	11,635	17,407	0	20,000	2,593	14.90%
23-00	Life & Health Insurance	19,684	20,780	20,385	27,626	496	31,259	3,633	13.15%
24-10	Workers' Compensation	822	522	411	675	0	705	30	4.47%
	<i>Subtotal</i>	448,839	452,699	437,999	505,848	54,104	554,146	48,298	9.55%
<b>Operating</b>							-	-	
512.31-50	Internal IT Support	42,653	77,741	77,741	77,742	19,436	71,643	(6,099)	-7.85%
512.34-50	Other Contractual Service	53,536	54,000	36,271	104,000	6,608	104,000	-	0.00%
512.40-10	Training/Registration	413	5,000	2,725	6,500	0	6,500	-	0.00%
512.40-20	Lodging/Transportation	2,558	1,330	0	3,250	0	3,250	-	0.00%
512.41-30	Postage & Freight	21	100	13	100	0	100	-	0.00%
512.43-10	Water	2,347	1,000	1,263	2,500	76	2,500	-	0.00%
512.43-20	Sewer	1,323	800	935	1,500	83	1,500	-	0.00%
512.43-30	Electricity	3,385	3,500	3,642	3,500	935	3,500	-	0.00%
512.43-40	Refuse/Waste Disposal	155	170	169	200	39	200	-	0.00%
512.44-20	Operating/Capital Leasing	6,109	8,600	2,099	8,600	232	8,600	-	0.00%
512.45-10	Property/Liability	24,245	25,458	25,458	25,458	6,365	27,240	1,782	7.00%
512.46-21	Equipment-General	0	300	0	300	0	300	-	0.00%
512.47-00	Printing & Binding	2,273	6,180	4,434	2,000	0	2,000	-	0.00%

City of Lake Worth Beach  
FY 2023 Budget  
001 General Fund

draft

Account Code	Account Name	FY 2020 Actual	FY 2021 Budget	FY 2021 Actual	FY 2022 Budget	FY 2022 Q1 Actual	FY 2023 Proposed Budget	FY 2023 to	
								FY 2022 Budget	% Change
512.48-00	Promotional Activities	1,424	5,449	507	7,500	5,504	7,500	-	0.00%
512.49-10	Advertising	1,000	2,120	1,619	5,495	0	5,495	-	0.00%
512.49-90	Other	0	795	1,006	1,500	0	1,500	-	0.00%
512.51-10	Office Supplies	913	3,000	2,241	3,000	25	3,000	-	0.00%
512.54-00	Books, Publ, Subsc & Memb	5,433	5,519	5,519	7,250	2,797	7,250	-	0.00%
512.56-20	Equipment-Technology	270	0	0	500	0	500	-	0.00%
	<i>Subtotal</i>	148,056	201,062	165,643	260,895	42,099	256,578	(4,317)	-1.65%
	Department Total	596,895	653,761	603,642	766,743	96,203	810,724	43,981	5.74%
								-	
<b>1030- City Clerk</b>									
<b>Salaries and Benefits</b>									
12-10	Regular	256,196	260,944	252,698	259,979	63,419	279,926	19,947	7.67%
13-10	Part-time	20,707	41,574	40,415	23,299	0	23,299	(0)	0.00%
15-10	Longevity	1,350	1,500	1,500	450	0	1,800	1,350	300.00%
15-30	Other Pays	10,859	10,800	11,058	10,800	2,319	10,800	-	0.00%
21-00	FICA Taxes	21,130	22,460	23,653	20,435	4,780	23,197	2,762	13.51%
22-10	Defined Benefit Plan	57,453	59,605	58,859	62,470	3,372	70,184	7,714	12.35%
22-20	Defined Contribution Plan	0	0	0	0	561	0	-	#DIV/0!
23-00	Life & Health Insurance	48,914	56,534	55,860	61,478	4,298	66,212	4,734	7.70%
24-10	Workers' Compensation	682	439	401	494	0	515	21	4.35%
	<i>Subtotal</i>	417,293	453,856	444,444	439,405	78,750	475,933	36,528	8.31%
<b>Operating</b>									
							-	-	
511.31-50	Internal IT Support	37,306	44,481	44,481	57,820	14,455	63,747	5,927	10.25%
511.31-90	Professional Services Other	9,050	10,000	3,615	10,000	1,335	10,000	-	0.00%
511.34-50	Other Contractual Services	257	887	382	716	160	720	4	0.56%
511.34-52	Poll Workers	0	0	0	20,000	0	20,000	-	0.00%
511.40-10	Training/Registration	622	500	240	1,500	215	1,500	-	0.00%
511.40-20	Lodging/Transportation	130	900	0	1,904	821	1,900	(4)	-0.21%
511.41-30	Postage & Freight	0	600	193	600	0	200	(400)	-66.67%
511.43-10	Water	2,854	1,100	1,359	1,100	82	2,100	1,000	90.91%
511.43-20	Sewer	1,584	800	1,005	800	89	1,500	700	87.50%
511.43-30	Electricity	3,945	4,100	3,917	4,100	1,006	4,100	-	0.00%
511.43-40	Refuse/Waste Disposal	181	200	181	200	42	200	-	0.00%
511.44-20	Operating/Capital Leasing	3,309	3,600	2,789	3,000	734	3,000	-	0.00%
511.45-10	Property/Liability	13,942	16,034	16,034	16,034	4,009	17,156	1,122	7.00%
511.46-21	Equipment-General	0	100	0	100	0	0	(100)	-100.00%
511.47-00	Printing & Binding	1,779	2,000	2,229	2,000	66	2,000	-	0.00%
511.48-00	Promotional Activities	0	10,000	0	10,000	0	0	(10,000)	-100.00%
511.49-10	Advertising	3,117	6,110	4,528	5,000	1,469	5,000	-	0.00%
511.49-50	Elections	4,896	23,150	100,841	88,500	1,080	88,500	-	0.00%
511.51-10	Office Supplies	1,209	1,300	1,351	1,500	34	1,500	-	0.00%
511.52-20	Small Tools & Equipment	762	299	0	499	0	500	1	0.20%
511.54-00	Books, Publ, Subsc & Memb	539	800	466	900	66	600	(300)	-33.33%
	<i>Subtotal</i>	85,483	126,961	183,610	226,273	25,662	224,223	(2,050)	-0.91%
	Department Total	502,776	580,817	628,054	665,678	104,412	700,156	34,478	5.18%
								0.00	
<b>1040- Internal Auditor</b>									
<b>Salaries and Benefits</b>									
12-10	Regular	111,283	114,190	111,327	117,618	26,352	121,147	3,529	3.00%
15-10	Longevity	0	0	0	0	0	375	375	#DIV/0!
15-30	Other Pays	6,490	6,300	5,642	6,300	1,454	6,300	-	0.00%
21-00	FICA Taxes	8,940	9,078	8,870	8,998	2,103	9,268	270	3.00%
22-20	Defined Contribution Plan	11,507	0	7,858	11,762	0	12,115	353	3.00%
23-00	Life & Health Insurance	9,240	9,722	9,658	10,629	409	11,014	385	3.62%
24-10	Workers' Compensation	280	179	143	194	0	206	12	6.16%
	<i>Subtotal</i>	147,739	139,469	143,498	155,501	30,319	160,423	4,922	3.17%

City of Lake Worth Beach  
FY 2023 Budget  
001 General Fund

draft

Account Code	Account Name	FY 2020 Actual	FY 2021 Budget	FY 2021 Actual	FY 2022 Budget	FY 2022 Q1 Actual	FY 2023 Proposed Budget	FY 2023 to FY 2022 Budget Change	% Change
<b>Operating</b>							-	-	
513.31-50	Internal IT Support	3,243	6,733	6,733	6,769	1,692	7,651	882	13.03%
513.31-90	Professional Services Other	0	12,000	0	5,000	0	5,000	-	0.00%
513.40-10	Training/Registration	1,725	2,200	2,145	2,200	0	2,200	-	0.00%
513.40-20	Lodging/Transportation	0	500	0	500	0	500	-	0.00%
513.45-10	Property/Liability	8,737	10,047	10,047	10,048	2,512	10,751	703	7.00%
513.47-00	Printing & Binding	81	250	171	500	0	500	-	0.00%
513.49-90	Other	0	500	360	500	0	500	-	0.00%
513.51-10	Office Supplies	99	750	675	500	0	500	-	0.00%
513.54-00	Books, Publ, Subsc & Memb	580	790	680	790	0	790	-	0.00%
	<i>Subtotal</i>	14,465	33,770	20,811	26,807	4,204	28,392	1,585	5.91%
	Department Total	<b>162,204</b>	<b>173,239</b>	<b>164,309</b>	<b>182,308</b>	<b>34,523</b>	<b>188,815</b>	<b>6,507</b>	<b>3.57%</b>
								(0.00)	
<b><u>1110- City Attorney</u></b>									
<b>Operating</b>									
514.31-10	Legal	538,780	688,000	329,811	688,000	66,577	688,000	-	0.00%
514.31-50	Internal IT Support	10,637	8,957	8,957	11,230	2,807	12,383	1,153	10.27%
514.43-10	Water	1,518	600	723	1,500	44	1,500	-	0.00%
514.43-20	Sewer	843	450	535	900	47	900	-	0.00%
514.43-30	Electricity	2,098	2,200	2,084	2,100	535	2,100	-	0.00%
514.43-40	Refuse/Waste Disposal	96	100	96	100	22	100	-	0.00%
514.45-10	Property/Liability	15,217	17,499	17,499	17,500	4,375	18,725	1,225	7.00%
	Department Total	<b>569,190</b>	<b>717,806</b>	<b>359,704</b>	<b>721,330</b>	<b>74,408</b>	<b>723,708</b>	<b>2,378</b>	<b>0.33%</b>
<b><u>1220- Finance</u></b>									
<b>Salaries and Benefits</b>									
12-10	Regular	705,140	879,591	900,083	1,078,011	237,285	1,410,100	332,089	30.81%
13-10	Part-time	42,608	0	23,468	0	0	43,133	43,133	#DIV/0!
14-10	Standard Overtime	37,161	10,000	50,677	5,000	9,006	5,000	-	0.00%
15-10	Longevity	2,175	1,575	0	0	0	975	975	#DIV/0!
15-30	Other Pays	8,318	10,830	9,673	10,800	2,492	15,300	4,500	41.67%
21-00	FICA Taxes	58,778	78,673	71,711	82,468	17,703	114,648	32,180	39.02%
22-10	Defined Benefit Plan	68,276	185,801	182,735	194,411	13,851	251,020	56,609	29.12%
22-20	Defined Contribution	17,813	14,780	24,897	26,894	4,756	40,892	13,998	52.05%
23-00	Life & Health Insurance	120,672	179,079	176,893	223,557	15,487	249,042	25,485	11.40%
24-10	Workers' Compensation	1,813	1,337	1,152	1,725	0	1,696	(29)	-1.67%
	<i>Subtotal</i>	1,062,754	1,361,666	1,441,289	1,622,866	300,581	2,131,807	508,941	31.36%
<b>Operating</b>							-	-	
513.31-50	Internal IT Support	66,518	99,449	99,449	129,247	32,312	148,226	18,979	14.68%
513.32-00	Accounting & Auditing	49,582	49,930	51,588	66,100	6,909	76,100	10,000	15.13%
513.34-50	Other Contractual Services	316,115	153,700	135,270	49,950	39,116	49,950	-	0.00%
513.40-10	Training/Registration	626	3,919	4,560	10,000	200	10,000	-	0.00%
513.40-20	Lodging/Transportation	0	0	0	2,500	0	2,500	-	0.00%
513.40-30	Other	0	0	604	1,000	403	1,000	-	0.00%
513.41-30	Postage & Freight	1,459	14,680	14,550	4,500	108	4,500	-	0.00%
513.43-10	Water	8,779	6,000	4,175	6,000	252	6,000	-	0.00%
513.43-20	Sewer	4,869	3,500	3,090	3,500	274	3,500	-	0.00%
513.43-30	Electricity	12,124	12,350	12,039	12,350	3,090	12,350	-	0.00%
513.43-40	Refuse/Waste Disposal	558	560	558	560	130	560	-	0.00%
513.44-20	Operating/Capital Leasing	4,615	4,700	4,211	4,700	1,065	4,700	-	0.00%
513.45-10	Property/Liability	27,866	32,044	32,044	32,044	8,011	34,287	2,243	7.00%
513.46-21	Equipment-General	1,109	1,164	1,164	1,060	1,200	1,200	140	13.21%
513.47-00	Printing & Binding	4,260	5,740	4,516	5,740	1,168	5,740	-	0.00%
513.49-10	Advertising	16,856	13,941	11,339	9,000	1,250	9,000	-	0.00%
513.51-10	Office Supplies	8,936	13,950	13,042	9,150	1,186	9,150	-	0.00%
513.52-65	Computer Software	11,418	7,274	7,274	7,274	0	7,274	-	0.00%

City of Lake Worth Beach  
FY 2023 Budget  
001 General Fund

draft

Account Code	Account Name	FY 2020 Actual	FY 2021 Budget	FY 2021 Actual	FY 2022 Budget	FY 2022 Q1 Actual	FY 2023 Proposed Budget	FY 2022 Budget Change	FY 2023 to FY 2022 % Change
513.54-00	Books, Publ, Subsc & Memb	2,661	2,000	1,759	2,000	120	2,000	-	0.00%
	<i>Subtotal</i>	538,350	424,901	401,231	356,675	96,792	388,037	31,362	8.79%
	Department Total	<b>1,601,103</b>	<b>1,786,567</b>	<b>1,842,520</b>	<b>1,979,541</b>	<b>397,373</b>	<b>2,519,844</b>	<b>540,303</b>	<b>27.29%</b>
								-	
<b><u>1310- Human Resources</u></b>									
<b>Salaries and Benefits</b>									
12-10	Regular	182,809.00	52,465.00	61,508.00	107,109.00	60,160.00	169,320.93	62,212	58.08%
14-10	Standard Overtime	636.47		767.00		171.00	-	-	#DIV/0!
15-10	Longevity	0	0	0	0	0	769	769	#DIV/0!
15-30	Other Pays	2,681	10,800	5,746	1,575	104	1,575	-	0.00%
21-00	FICA Taxes	13,736	4,171	4,295	8,195	3,911	12,953	4,758	58.06%
22-10	Defined Benefit Plan	6,679	0	0	18,227	4,058	34,379	16,152	88.62%
22-20	Defined Contribution	6,174	5,246	5,246	3,126	0	3,220	94	3.01%
23-00	Life & Health Insurance	28,451	19,400	19,400	21,534	1,335	30,325	8,791	40.82%
24-10	Workers' Compensation	438	326	274	177	0	288	111	62.62%
27-00	Recruiting Expenses	0	2,000	0	3,000	0	0	(3,000)	-100.00%
	<i>Subtotal</i>	241,605	94,408	97,235	162,943	69,738	252,830	89,887	55.16%
<b>Operating</b>									
513.31-40	Medical	3,975	5,000	0	5,000	0	5,000	-	0.00%
513.31-50	Internal IT Support	23,966	32,491	32,491	42,204	10,551	69,778	27,574	65.34%
513.34-45	Employee Training	0	0	0	16,200	0	10,000	(6,200)	-38.27%
513.34-50	Other Contractual Services	362	28,488	26,726	10,500	0	10,500	-	0.00%
513.40-10	Training/Registration	0	2,000	1,751	2,000	0	2,000	-	0.00%
513.40-20	Lodging/Transportation	0	1,000	704	1,000	0	1,000	-	0.00%
513.41-30	Postage & Freight	698	1,000	336	3,000	0	1,000	(2,000)	-66.67%
513.43-10	Water	2,520	1,900	1,560	2,500	60	2,500	-	0.00%
513.43-20	Sewer	1,160	800	736	1,200	65	1,200	-	0.00%
513.43-30	Electricity	2,889	3,400	2,869	3,000	736	3,000	-	0.00%
513.43-40	Refuse/Waste Disposal	122	140	133	140	31	140	-	0.00%
513.44-20	Operating/Capital Leasing	0	1,000	0	1,000	0	0	(1,000)	-100.00%
513.45-10	Property/Liability	7,862	9,042	9,042	9,100	2,275	9,737	637	7.00%
513.46-21	Equipment-General	118	680	0	700	0	700	-	0.00%
513.47-00	Printing & Binding	1,080	1,000	274	1,500	0	1,500	-	0.00%
513.48-00	Promotional Activities	526	3,000	3,276	4,000	0	4,000	-	0.00%
513.49-10	Advertising	0	1,300	1,248	1,300	0	1,300	-	0.00%
513.49-90	Other	8,689	10,000	9,903	12,000	6,975	12,000	-	0.00%
513.51-10	Office Supplies	2,760	2,000	2,153	3,000	1,518	3,000	-	0.00%
513.52-10	Gas, Lubricants & Oil	0	150	0	150	0	150	-	0.00%
513.52-20	Small Tools & Equipment	0	0	0	1,000	0	0	(1,000)	-100.00%
513.54-00	Books, Publ, Subsc & Memb	0	1,000	714	2,000	0	1,000	(1,000)	-50.00%
	<i>Subtotal</i>	56,727	105,391	93,917	122,494	22,212	139,505	17,011	13.89%
	Department Total	<b>298,332</b>	<b>199,799</b>	<b>191,152</b>	<b>285,437</b>	<b>91,950</b>	<b>392,335</b>	<b>106,898</b>	<b>37.45%</b>
								-	
<b><u>2010- Community Sustainability- Administration</u></b>									
<b>Salaries and Benefits</b>									
12-10	Regular	95,336	63,131	63,004	123,445	23,437	87,815	(35,630)	-28.86%
	Longevity						180	180	#DIV/0!
	Other Pays						3,150	3,150	#DIV/0!
21-00	FICA Taxes	8,142	5,019	5,002	9,444	1,638	6,718	(2,726)	-28.87%
22-10	Defined Benefit Plan	1,204	0	0	8,453	163	4,848	(3,605)	-42.64%
22-20	401-a Plan	7,415	0	2,709	8,827	581	8,393	(434)	-4.92%
23-00	Life & Health Insurance	12,022	19,195	19,320	24,937	2,743	15,460	(9,477)	-38.00%
24-10	Workers' Compensation	232	189	139	204	0	221	17	8.51%
	<i>Subtotal</i>	124,351	87,534	90,174	175,310	28,562	126,785	-48,525	-27.68%
<b>Operating</b>									
							-	-	



City of Lake Worth Beach  
FY 2023 Budget  
001 General Fund

draft

Account Code	Account Name	FY 2020 Actual	FY 2021 Budget	FY 2021 Actual	FY 2022 Budget	FY 2022 Q1 Actual	FY 2023 Proposed Budget	FY 2023 to FY 2022 Budget Change	% Change
515.31-50	Internal IT Support	27,347	24,795	24,795	32,598	8,150	37,899	5,301	16.26%
515.31-90	Professional Services Other	1,333	3,803	1,285	8,000	0	8,000	-	0.00%
515.40-10	Training/Registration	30	350	245	1,000	0	1,000	-	0.00%
515.40-20	Lodging/Transportation	0	0	0	500	0	500	-	0.00%
515.40-30	Other	0	0	0	400	0	400	-	0.00%
515.41-30	Postage & Freight	0	250	25	250	0	250	-	0.00%
515.44-20	Operating/ Capital Leasing	138	275	126	275	0	275	-	0.00%
515.45-10	Property/Liability	4,298	4,943	4,943	4,943	1,236	5,289	346	7.00%
515.47-00	Printing & Binding	2,448	3,000	123	3,000	0	3,000	-	0.00%
515.49-10	Advertising	0	250	0	250	0	250	-	0.00%
515.49-90	Other	0	100	0	100	0	100	-	0.00%
515.51-10	Office Supplies	551	500	72	500	0	500	-	0.00%
515.52-10	Gas, Lubricants & Oil	361	150	428	150	128	450	300	200.00%
515.52-20	Small Tools & Equipment	232	200	220	200	0	200	-	0.00%
515.52-90	Other	0	750	789	150	0	150	-	0.00%
515.54-00	Books, Publ, Subsc & Memb	230	2,000	16	2,000	0	500	(1,500)	-75.00%
515.64-40	Misc. Equipment	0	900	0	900	0	900	-	0.00%
	<i>Subtotal</i>	36,968	42,266	33,068	55,216	9,513	59,663	4,447	8.05%
	<b>Department Total</b>	<b>161,319</b>	<b>129,800</b>	<b>123,243</b>	<b>230,526</b>	<b>38,076</b>	<b>186,448</b>	<b>-44,078</b>	<b>-19.12%</b>
								-	
<b><u>2030- Planning and Zoning</u></b>									
<b>Salaries and Benefits</b>									
12-10	Regular	363,580	427,890	358,188	394,804	54,003	353,900	(40,904)	-10.36%
13-10	Part-time	8,160	25,000	6,836	15,000	0	15,000	-	0.00%
14-10	Standard Overtime	8,156	2,500	6,927	2,500	520	5,000	2,500	100.00%
15-10	Longevity	1,350	1,425	1,800	1,200	0	525	(675)	-56.25%
21-00	FICA Taxes	28,867	36,005	28,173	30,202	4,397	28,221	(1,981)	-6.56%
22-10	Defined Benefit Plan	47,832	97,740	97,740	94,866	3,417	77,964	(16,902)	-17.82%
23-00	Life & Health Insurance	61,230	70,433	70,190	77,963	1,488	63,286	(14,677)	-18.83%
24-10	Workers' Compensation	9,558	6,266	6,266	5,460	0	6,255	795	14.56%
	<i>Subtotal</i>	528,733	667,259	576,119	621,995	63,826	550,151	-71,844	-11.55%
<b>Operating</b>									
515.31-50	Internal IT Support	48,128	76,511	76,511	70,622	17,656	78,617	7,995	11.32%
515.31-90	Professional Services Other	79,006	47,093	23,861	60,000	18,284	60,000	-	0.00%
515.40-10	Training/Registration	0	173	146	1,500	0	1,500	-	0.00%
515.40-20	Lodging/Transportation	0	900	700	900	0	900	-	0.00%
515.41-30	Postage & Freight	302	850	184	1,000	0	1,000	-	0.00%
515.43-10	Water	93	150	85	150	0	150	-	0.00%
515.43-20	Sewer	42	40	42	40	0	45	5	12.50%
515.43-30	Electricity	1,093	1,100	1,906	1,100	0	1,900	800	72.73%
515.43-40	Refuse/Waste Disposal	89	100	82	100	0	100	-	0.00%
515.44-20	Operating/ Capital Leasing	689	1,200	632	1,200	0	1,200	-	0.00%
515.45-10	Property/Liability	356	410	410	410	103	439	29	7.07%
515.47-00	Printing & Binding	2,042	2,700	1,977	3,500	37	3,500	-	0.00%
515.49-10	Advertising	14,023	9,800	9,094	8,000	1,881	8,000	-	0.00%
515.49-90	Other	1,314	1,150	768	1,000	0	1,000	-	0.00%
515.51-10	Office Supplies	1,252	1,800	1,503	1,800	105	1,800	-	0.00%
515.52-20	Small Tools & Equipment	89	0	0	150	0	150	-	0.00%
515.52-90	Other	0	300	287	300	15	0	(300)	-100.00%
515.54-00	Books, Publ, Subsc & Memb	1,238	1,200	916	1,200	0	1,200	-	0.00%
515.64-00	Machinery & Equipment	0	0	0	500	0	0	(500)	-100.00%
515.64-40	Misc. Equipment	2,000	11,781	9,811	1,200	0	1,200	-	0.00%
	<i>Subtotal</i>	151,756	157,258	128,915	154,672	38,080	162,701	8,029	5.19%
	<b>Department Total</b>	<b>680,490</b>	<b>824,517</b>	<b>705,034</b>	<b>776,667</b>	<b>101,906</b>	<b>712,852</b>	<b>-63,815</b>	<b>-8.22%</b>
								-	

City of Lake Worth Beach  
FY 2023 Budget  
001 General Fund

draft

Account Code	Account Name	FY 2020 Actual	FY 2021 Budget	FY 2021 Actual	FY 2022 Budget	FY 2022 Q1 Actual	FY 2023 Proposed Budget	FY 2023 to FY 2022 Budget Change	% Change
<b>2040- Code Enforcement</b>									
<b>Salaries and Benefits</b>									
12-10	Regular	645,894	699,864	612,393	553,854	125,135	640,814	86,960	15.70%
13-10	Part-time	0	0	2,420	0	0	0	-	#DIV/0!
14-10	Standard Overtime	1,519	5,000	5,370	5,000	593	5,000	-	0.00%
15-10	Longevity	2,772	2,025	1,082	1,650	0	1,691	41	2.50%
15-30	Other Pays	0	58	841	0	346	2,925	2,925	#DIV/0!
21-00	FICA Taxes	49,215	55,639	43,741	42,370	9,346	49,405	7,035	16.60%
22-10	Defined Benefit Plan	65,872	159,865	158,998	133,084	7,158	158,879	25,795	19.38%
22-20	401-a Plan	0	0	0	0	0	0	-	#DIV/0!
23-00	Life & Health Insurance	119,218	147,987	147,987	98,370	6,459	136,766	38,396	39.03%
24-10	Workers' Compensation	11,876	7,581	7,581	10,770	0	33,197	22,427	208.23%
	<i>Subtotal</i>	896,366	1,078,019	980,413	845,098	149,036	1,028,676	183,578	21.72%
<b>Operating</b>									
515.31-50	Internal IT Support	99,728	112,658	112,658	130,590	32,648	144,547	13,957	10.69%
515.31-90	Professional Services Other	824	12,053	10,703	10,000	0	10,000	-	0.00%
515.34-50	Other Contractual Services	270,535	26,500	22,750	20,000	0	20,000	-	0.00%
515.40-10	Training/Registration	150	800	550	1,500	0	1,500	-	0.00%
515.40-30	Other	0	0	232	1,000	139	1,000	-	0.00%
515.41-30	Postage & Freight	13,403	20,000	5,010	20,000	0	15,000	(5,000)	-25.00%
515.43-10	Water	72	70	66	70	0	70	-	0.00%
515.43-20	Sewer	33	30	32	30	0	30	-	0.00%
515.43-30	Electricity	845	800	1,474	800	0	800	-	0.00%
515.43-40	Refuse/Waste Disposal	69	70	63	70	0	70	-	0.00%
515.44-20	Operating/ Capital Leasing	3,403	6,800	2,921	6,800	0	3,500	(3,300)	-48.53%
515.45-10	Property/Liability	4,784	5,024	5,024	5,024	1,256	5,375	351	6.99%
515.46-22	Equipment-Garage	58,391	58,800	54,716	49,000	8,983	49,000	-	0.00%
515.47-00	Printing & Binding	3,733	6,700	3,132	7,000	17	4,000	(3,000)	-42.86%
515.49-10	Advertising	0	1,000	234	1,000	0	500	(500)	-50.00%
515.49-90	Other	300	500	10	500	27	500	-	0.00%
515.51-10	Office Supplies	2,595	4,000	2,890	4,000	579	4,000	-	0.00%
515.52-10	Gas, Lubricants & Oil	6,832	10,000	6,500	10,000	1,360	10,000	-	0.00%
515.52-20	Small Tools & Equipment	0	500	355	500	0	500	-	0.00%
515.52-40	Uniforms	0	1,800	1,730	1,500	42	1,500	-	0.00%
515.52-90	Other	3,547	1,600	849	1,600	0	1,600	-	0.00%
515.54-00	Books, Publ, Subsc & Memb	985	1,000	826	1,000	612	1,000	-	0.00%
515.64-40	Misc. Equipment	3,000	1,400	0	1,400	0	1,400	-	0.00%
	<i>Subtotal</i>	473,228	272,105	232,726	273,384	45,662	275,892	2,508	0.92%
	Department Total	1,369,594	1,350,124	1,213,139	1,118,482	194,699	1,304,568	186,086	16.64%
								-	
<b>2050- Business License</b>									
<b>Salaries and Benefits</b>									
12-10	Regular	28,914	29,565	32,731	32,136	9,565	32,249	113	0.35%
15-10	Longevity	506	2,175	-344	1,725	0	619	(1,106)	-64.13%
21-00	FICA Taxes	1,905	2,350	2,191	2,458	650	2,467	9	0.37%
22-10	Defined Benefit Plan	7,147	6,754	6,576	7,722	639	8,085	363	4.71%
23-00	Life & Health Insurance	11,566	30,482	30,323	12,877	1,214	13,513	636	4.94%
24-10	Workers' Compensation	69	93	37	53	0	55	2	3.44%
	<i>Subtotal</i>	50,107	71,419	71,515	56,971	12,069	56,987	16	0.03%
<b>Operating</b>									
515.31-50	Internal IT Support	23,161	27,285	27,285	35,314	8,828	38,490	3,176	8.99%
515.40-10	Training/Registration	320	500	-50	500	0	500	-	0.00%
515.40-20	Lodging/Transportation	0	100	0	500	0	500	-	0.00%
515.40-30	Other	0	0	121	500	81	500	-	0.00%

City of Lake Worth Beach  
FY 2023 Budget  
001 General Fund

draft

Account Code	Account Name	FY 2020 Actual	FY 2021 Budget	FY 2021 Actual	FY 2022 Budget	FY 2022 Q1 Actual	FY 2023	FY 2023 to	% Change
							Proposed Budget	FY 2022 Budget Change	
515.41-30	Postage & Freight	5,000	7,500	4,904	7,500	0	5,000	(2,500)	-33.33%
515.44-20	Operating/Capital Leasing	689	1,400	632	1,400	0	1,000	(400)	-28.57%
515.47-00	Printing & Binding	4,061	6,000	3,991	6,000	0	6,000	-	0.00%
515.49-10	Advertising	0	100	0	100	0	0	(100)	-100.00%
515.49-90	Other	0	500	12	500	15	0	(500)	-100.00%
515.51-10	Office Supplies	683	1,050	872	650	0	650	-	0.00%
515.52-20	Small Tools & Equipment	0	150	0	150	0	0	(150)	-100.00%
515.54-00	Books, Publ, Subsc & Memb	130	500	400	500	0	500	-	0.00%
	<i>Subtotal</i>	34,044	45,085	38,166	53,614	8,924	53,140	(474)	-0.88%
	<b>Department Total</b>	<b>84,151</b>	<b>116,504</b>	<b>109,681</b>	<b>110,585</b>	<b>20,993</b>	<b>110,127</b>	<b>-458</b>	<b>-0.41%</b>
								(0.00)	
<b><u>2070- Statagic Planning &amp; Design</u></b>									
<b>Salaries and Benefits</b>									
12-10	Regular	79,096	23,733	24,006	81,486	18,622	26,890	(54,596)	-67.00%
15-10	Longevity	338	340	375	525	0	135	(390)	-74.29%
15-30	Other Pays	3,245	6,300	5,985	3,150	0	473	(2,678)	-85.00%
21-00	FICA Taxes	5,585	1,887	1,901	6,234	1,000	2,057	(4,177)	-67.00%
22-20	Defined Contribution Plan	7,983	2,373	5,470	8,149	0	8,393	244	2.99%
23-00	Life & Health Insurance	4,672	9,780	9,748	5,394	191	826	(4,568)	-84.69%
23-10	Workers Compensation	0	0	0	134	0	143	9	6.48%
	<i>Subtotal</i>	100,919	44,413	47,485	105,072	19,813	38,916	-66,156	-62.96%
<b>Operating</b>									
559.31-50	Internal IT Support	0	5,872	5,872	6,572	1,643	7,432	860	13.09%
559.31-90	Professional Services Other	1,141	21,500	10,791	20,000	0	15,000	(5,000)	-25.00%
559.34-50	Other Contractual Services	25,000	30,050	26,303	15,000	0	20,000	5,000	33.33%
559.40-10	Training/Registration	389	250	99	1,000	0	1,000	-	0.00%
559.40-20	Lodging/Transportation	0	0	0	1,000	0	1,000	-	0.00%
559.40-30	Other	0	0	0	200	0	0	(200)	-100.00%
559.41-30	Postage & Freight	0	200	0	200	0	0	(200)	-100.00%
559.44-20	Operating/Capital Leasing	0	1,200	0	1,200	0	0	(1,200)	-100.00%
559.47-00	Printing & Binding	1,500	2,500	37	2,500	0	2,500	-	0.00%
559.48-00	Promotional Activities	1,777	2,500	0	2,500	0	2,500	-	0.00%
559.49-10	Advertising	0	500	0	500	0	0	(500)	-100.00%
559.51-10	Office Supplies	211	200	133	200	0	200	-	0.00%
559.52-90	Other	0	150	117	150	0	150	-	0.00%
559.54-00	Books, Publ, Subsc & Memb	2,427	3,000	2,225	3,000	0	1,000	(2,000)	-66.67%
559.62-10	Improvements	0	1,000	0	1,000	0	0	(1,000)	-100.00%
559.64-00	Machinery & Equipment	0	1,000	0	1,000	0	0	(1,000)	-100.00%
559.64-40	Misc. Equipment	500	1,000	0	1,000	0	1,000	-	0.00%
	<i>Subtotal</i>	32,945	70,922	45,577	57,022	1,643	51,782	(5,240)	-9.19%
	<b>Department Total</b>	<b>133,864</b>	<b>115,335</b>	<b>93,062</b>	<b>162,094</b>	<b>21,456</b>	<b>90,698</b>	<b>-71,396</b>	<b>-44.05%</b>
								-	
<b><u>3010- Police Administration</u></b>									
<b>Operating</b>									
22-10	Defined Benefit Plan	2,958,260	3,551,200	3,989,867	3,910,269	3,754,998	3,951,568	41,299	1.06%
521.34-50	Other Contractual Service	13,190,959	13,382,660	13,288,570	13,646,674	4,548,891	14,056,074	409,400	3.00%
521.34-60	Ordinance Arrest Fees	5,410	4,500	10,780	4,500	3,720	4,500	-	0.00%
521.43-10	Water	10,691	12,000	8,218	12,000	1,718	12,000	-	0.00%
521.43-20	Sewer	6,460	8,000	6,102	7,000	1,295	7,000	-	0.00%
521.43-30	Electricity	62,978	68,000	61,685	68,000	15,081	68,000	-	0.00%
521.43-40	Refuse/Waste Disposal	7,787	8,000	7,787	8,000	1,932	8,000	-	0.00%
521.45-10	Property/Liability	77,997	81,897	81,897	81,897	20,474	87,630	5,733	7.00%
521.46-10	Buildings	44,174	48,000	26,745	49,000	5,392	49,000	-	0.00%
	<b>Department Total</b>	<b>16,364,715</b>	<b>17,164,257</b>	<b>17,481,651</b>	<b>17,787,340</b>	<b>8,353,501</b>	<b>18,243,772</b>	<b>456,432</b>	<b>2.57%</b>

City of Lake Worth Beach  
FY 2023 Budget  
001 General Fund

draft

Account Code	Account Name	FY 2020 Actual	FY 2021 Budget	FY 2021 Actual	FY 2022 Budget	FY 2022 Q1 Actual	FY 2023 Proposed Budget	FY 2023 to FY 2022 Budget Change	% Change
<b><u>4010- Fire Administration</u></b>									
<b>Operating</b>									
22-10	Defined Benefit Plan	3,408,073	3,419,120	3,419,118	3,634,387	3,634,387	3,632,101	(2,286)	-0.06%
522.45-10	Property/Liability	35,143	36,900	36,900	36,900	9,225	39,483	2,583	7.00%
522.46-10	Buildings	38,758	12,000	5,625	10,000	1,622	10,000	-	0.00%
	Department Total	<b>3,481,974</b>	<b>3,468,020</b>	<b>3,461,643</b>	<b>3,681,287</b>	<b>3,645,234</b>	<b>3,681,584</b>	<b>297</b>	<b>0.01%</b>
<b><u>5010- PW Administration</u></b>									
<b>Salaries and Benefits</b>									
12-10	Regular	109,281	113,385	114,358	120,112	27,315	123,713	3,601	3.00%
13-10	Part-time	0	0	0	0	0	0	-	#DIV/0!
15-10	Longevity	1,025	1,500	300	900	0	897	(3)	-0.33%
15-30	Other Pays	3,529	10,829	1,948	3,510	0	3,510	-	0.00%
21-00	FICA Taxes	8,385	9,014	8,276	9,189	1,950	9,464	275	2.99%
22-10	Defined Benefit Plan	35,608	25,900	25,221	28,861	2,874	31,018	2,157	7.47%
22-20	Defined Contribution	0	0	0	0	0	0	-	#DIV/0!
23-00	Life & Health Insurance	17,547	31,669	31,362	28,731	1,841	23,232	(5,499)	-19.14%
24-10	Workers' Compensation	270	268	140	198	0	210	12	6.31%
	Subtotal	175,645	192,565	181,604	191,501	33,981	192,044	543	0.28%
<b>Operating</b>									
519.31-50	Internal IT Support	22,632	42,683	42,683	45,670	11,417	50,372	4,702	10.30%
519.34-50	Other Contractual Services	51,818	65,159	60,889	99,000	2,492	70,000	(29,000)	-29.29%
519.40-10	Training/Registration	1,509	1,500	593	2,500	0	1,500	(1,000)	-40.00%
519.40-20	Lodging/Transportation	46	500	4	2,500	26	1,500	(1,000)	-40.00%
519.41-30	Postage & Freight	0	200	399	200	0	400	200	100.00%
519.43-30	Electricity	267	340	357	340	68	340	-	0.00%
519.44-20	Operating/Capital Leasing	3,010	2,310	2,340	2,310	0	2,310	-	0.00%
519.45-10	Property/Liability	19,051	21,909	21,909	21,909	5,477	23,442	1,533	7.00%
519.46-22	Equipment-Garage	23,025	6,900	23,600	14,700	3,933	14,700	-	0.00%
519.47-00	Printing & Binding	914	800	846	800	0	800	-	0.00%
519.51-10	Office Supplies	1,183	1,750	1,870	1,550	0	1,550	-	0.00%
519.52-10	Gas, Lubricants & Oil	2,747	1,700	2,433	1,700	464	2,800	1,100	64.71%
519.52-40	Uniforms	703	800	440	800	10	800	-	0.00%
519.54-00	Books, Publ, Subsc & Memb	74	500	0	500	0	500	-	0.00%
	Subtotal	126,979	147,051	158,362	194,479	23,888	171,014	(23,465)	-12.07%
	Department Total	<b>302,624</b>	<b>339,616</b>	<b>339,967</b>	<b>385,980</b>	<b>57,868</b>	<b>363,058</b>	<b>-22,922</b>	<b>-5.94%</b>
<b><u>5020- PW Streets</u></b>									
<b>Salaries and Benefits</b>									
12-10	Regular	229,194	255,020	242,021	259,798	52,436	265,553	5,755	2.22%
13-10	Part-time	0	0	0	0	0	0	-	#DIV/0!
14-10	Standard Overtime	3,267	6,000	3,659	3,500	738	3,500	-	0.00%
15-10	Longevity	0	750	0	0	0	450	450	#DIV/0!
15-30	Other Pays	0	0	0	0	0	0	-	#DIV/0!
21-00	FICA Taxes	17,709	20,274	16,833	19,875	3,912	20,583	708	3.56%
22-10	Defined Benefit Plan	40,795	58,253	57,020	62,426	3,413	66,580	4,154	6.65%
22-20	401-a Plan	0	0	0	0	0	0	-	#DIV/0!
23-00	Life & Health Insurance	51,068	66,987	66,557	81,444	2,754	86,392	4,948	6.08%
24-10	Workers' Compensation	22,335	13,029	15,590	25,652	0	27,007	1,355	5.28%
	Subtotal	364,368	420,313	401,679	452,695	63,253	470,065	17,370	3.84%
<b>Operating</b>									
519.31-50	Internal IT Support	20,182	19,080	19,080	22,728	5,682	25,268	2,540	11.18%
519.34-10	Maintenance	35,476	45,000	0	260,000	0	260,000	-	0.00%
519.34-50	Other Contractual Services	427,692	0	0	15,000	9,995	15,000	-	0.00%

City of Lake Worth Beach  
FY 2023 Budget  
001 General Fund

draft

Account Code	Account Name	FY 2020 Actual	FY 2021 Budget	FY 2021 Actual	FY 2022 Budget	FY 2022 Q1 Actual	FY 2023 Proposed Budget	FY 2023 to	% Change
								FY 2022 Budget Change	
519.40-10	Training/Registration	655	1,000	0	1,000	0	1,000	-	0.00%
519.40-20	Lodging/Transportation	26	0	0	500	0	500	-	0.00%
519.43-10	Water	23,673	10,000	10,250	10,000	1,434	10,000	-	0.00%
519.43-20	Sewer	1,415	1,400	2,542	1,400	570	1,400	-	0.00%
519.43-30	Electricity	449,496	450,000	461,662	450,000	130,662	450,000	-	0.00%
519.43-40	Refuse/Waste Disposal	358	600	477	600	111	600	-	0.00%
519.45-10	Property/Liability	2,009	2,310	2,310	2,310	578	2,472	162	7.01%
519.46-21	Equipment-General	0	500	27	500	0	0	(500)	-100.00%
519.46-22	Equipment-Garage	73,125	76,800	71,927	58,100	11,983	58,100	-	0.00%
519.46-26	Heavy Equipment	19,024	6,000	23,112	6,000	2,248	6,500	500	8.33%
519.46-27	Heavy Equip-ext repairs	17,176	6,500	7,657	6,500	0	6,500	-	0.00%
519.51-10	Office Supplies	1,627	0	324	500	70	500	-	0.00%
519.52-10	Gas, Lubricants & Oil	19,765	20,000	24,887	20,000	5,140	20,000	-	0.00%
519.52-20	Small Tools & Equipment	17,449	15,000	12,278	15,000	3,878	15,000	-	0.00%
519.52-40	Uniforms	4,682	7,240	7,044	4,000	324	4,000	-	0.00%
519.53-00	Road Materials & Supplies	164,348	0	0	200,000	5,916	200,000	-	0.00%
	<i>Subtotal</i>	1,278,178	661,430	643,577	1,074,138	178,590	1,076,840	2,702	0.25%
	<b>Department Total</b>	<b>1,642,545</b>	<b>1,081,743</b>	<b>1,045,256</b>	<b>1,526,833</b>	<b>241,843</b>	<b>1,546,905</b>	<b>20,072</b>	<b>1.31%</b>
								(0.00)	
<b>5030- PW Parking</b>									
<b>Operations</b>									
545.41-30	Postage & Freight	98	96	96	100	0		(100)	-100.00%
545.52-20	Small Tools & Equipment	203	3,757	3,900	250	0		(250)	-100.00%
545.52-95	Boat Launch	1,000	7,952	7,951	1,500	0		(1,500)	-100.00%
	<b>Department Total</b>	<b>1,301</b>	<b>11,805</b>	<b>11,948</b>	<b>1,850</b>	<b>0</b>	<b>0</b>	<b>(1,850)</b>	<b>-100.00%</b>
<b>5040- PW Grounds</b>									
<b>Salaries and Benefits</b>									
12-10	Regular	528,577	555,671	506,034	513,076	122,808	555,625	42,549	8.29%
14-10	Standard Overtime	57,430	50,000	48,400	50,000	13,723	50,000	-	0.00%
15-10	Longevity	3,975	3,750	1,636	3,150	0	5,655	2,505	79.52%
21-00	FICA Taxes	44,045	44,176	38,786	39,250	10,062	46,330	7,080	18.04%
22-10	Defined Benefit Plan	104,861	126,929	124,323	123,286	7,716	139,309	16,023	13.00%
23-00	Life & Health Insurance	149,878	178,777	178,111	135,210	4,486	180,465	45,255	33.47%
24-10	Workers' Compensation	26,564	15,887	15,699	20,316	0	22,765	2,449	12.06%
	<i>Subtotal</i>	915,331	975,190	912,989	884,288	158,796	1,000,149	115,861	13.10%
<b>Operating</b>									
519.31-50	Internal IT Support	11,258	11,459	11,459	17,893	4,473	19,550	1,657	9.26%
519.34-50	Other Contractual Services	269,137	290,702	290,088	293,500	53,933	293,500	-	0.00%
519.40-10	Training/Registration	1,507	1,500	1,092	1,500	0	1,500	-	0.00%
519.43-10	Water	432,962	490,000	324,185	490,000	48,937	490,000	-	0.00%
519.43-20	Sewer	5,273	3,550	5,334	5,300	1,032	5,300	-	0.00%
519.43-30	Electricity	36,149	35,000	37,564	37,000	11,080	37,000	-	0.00%
519.43-40	Refuse/Waste Disposal	39,455	29,190	39,455	40,000	8,435	40,000	-	0.00%
519.45-10	Property/Liability	35,856	41,234	41,234	41,234	10,309	44,120	2,886	7.00%
519.46-21	Equipment-General	1,311	5,100	3,608	5,500	0	4,000	(1,500)	-27.27%
519.46-22	Equipment-Garage	146,750	95,000	154,031	87,500	26,533	83,500	(4,000)	-4.57%
519.46-26	Heavy Equipment	13,376	6,000	21,411	6,000	1,139	6,000	-	0.00%
519.46-27	Heavy Equip-ext repairs	4,567	10,000	5,720	10,000	3,073	7,000	(3,000)	-30.00%
519.46-90	Other	11,758	20,113	19,400	25,000	2,284	20,000	(5,000)	-20.00%
519.51-10	Office Supplies	215	800	791	800	0	800	-	0.00%
519.52-10	Gas, Lubricants & Oil	20,294	23,130	29,330	23,130	6,682	23,130	-	0.00%
519.52-20	Small Tools & Equipment	6,347	8,400	9,223	8,000	3,049	8,000	-	0.00%
519.52-30	Chemicals	9,641	9,000	8,424	15,000	7,500	12,500	(2,500)	-16.67%
519.52-40	Uniforms	7,802	6,000	5,533	6,000	1,171	6,000	-	0.00%

City of Lake Worth Beach  
FY 2023 Budget  
001 General Fund

draft

Account Code	Account Name	FY 2020 Actual	FY 2021 Budget	FY 2021 Actual	FY 2022 Budget	FY 2022 Q1 Actual	FY 2023 Proposed Budget	FY 2023 to	% Change
								FY 2022 Budget	
519.52-90	Other	54,387	62,685	64,774	45,000	3,738	45,000	-	0.00%
519.54-00	Books, Publ, Subsc & Memb	0	491	0	400	99	400	-	0.00%
519.62-10	Improvements	0	0	0	15,000	0	0	(15,000)	-100.00%
519.64-40	Misc. Equipment	3,945	0	0	0	0	0	-	#DIV/0!
	<i>Subtotal</i>	1,111,990	1,149,354	1,072,657	1,173,757	193,467	1,147,300	(26,457)	-2.25%
	Department Total	2,027,321	2,124,544	1,985,646	2,058,045	352,263	2,147,449	89,404	4.34%
								0.00	
<b><u>5050 - PW Cemetery</u></b>									
<b>Salaries and Benefits</b>									
12-10	Regular	52,384	56,075	46,862	51,569	10,837	53,118	1,549	3.00%
13-10	Part-time	0	0	0	0	0	0	-	#DIV/0!
14-10	Standard Overtime	3,919	10,000	9,999	5,000	1,279	5,000	-	0.00%
15-10	Longevity	1,500	1,500	0	0	0	570	570	#DIV/0!
15-30	Other Pays	0	0	0	0	0	0	-	#DIV/0!
21-00	FICA Taxes	4,394	4,458	4,119	3,945	869	4,446	501	12.70%
22-10	Defined Benefit Plan	15,265	11,667	11,397	12,391	829	13,318	927	7.48%
22-20	Defined Contribution Plan	0	0	0	0	0	0	-	#DIV/0!
23-00	Life & Health Insurance	10,209	11,188	11,061	17,242	817	18,267	1,025	5.94%
24-10	Workers' Compensation	2,579	1,734	1,593	2,068	0	2,194	126	6.08%
	<i>Subtotal</i>	90,251	96,622	85,031	92,215	14,630	96,913	4,698	5.09%
<b>Operating</b>									
519.31-50	Internal IT Support	5,738	7,858	7,858	11,090	2,773	12,531	1,441	12.99%
519.34-50	Other Contractual Services	0	0	0	20,000	0	0	(20,000)	-100.00%
519.43-10	Water	88,486	85,000	18,279	90,000	5,219	20,877	(69,123)	-76.80%
519.43-20	Sewer	479	350	443	500	118	500	-	0.00%
519.43-30	Electricity	3,661	4,000	3,586	4,000	868	4,000	-	0.00%
519.43-40	Refuse/Waste Disposal	3,803	4,000	3,803	4,000	1,208	4,000	-	0.00%
519.45-10	Property/Liability	9,396	10,805	10,805	10,000	2,500	10,700	700	7.00%
519.46-10	Buildings	494	500	963	500	0	1,000	500	100.00%
519.46-21	Equipment-General	0	1,000	1,483	1,000	0	1,000	-	0.00%
519.46-26	Heavy Equipment	1,746	3,000	4,914	3,000	475	3,000	-	0.00%
519.46-90	Other	35,060	36,000	36,704	20,000	2,575	36,000	16,000	80.00%
519.51-10	Office Supplies	0	190	446	200	0	200	-	0.00%
519.52-10	Gas, Lubricants & Oil	415	2,000	2,277	2,000	808	2,000	-	0.00%
519.52-20	Small Tools & Equipment	2,065	2,000	2,777	2,000	231	2,000	-	0.00%
519.52-40	Uniforms	437	1,240	1,263	1,240	110	1,240	-	0.00%
519.52-90	Other	3,258	7,480	7,922	7,500	6,716	7,500	-	0.00%
	<i>Subtotal</i>	155,037	165,423	103,524	177,030	23,601	106,548	(70,482)	-39.81%
	Department Total	245,287	262,045	188,555	269,245	38,231	203,461	-65,784	-24.43%
								-	
<b><u>5061 - PW Custodial</u></b>									
<b>Salaries and Benefits</b>									
12-10	Regular	3,583	5,500	21,237	32,136	7,194	33,100	964	3.00%
13-10	Part-time	0	0	0	0	0	0	-	#DIV/0!
15-10	Longevity	225	0	0	0	0	0	-	#DIV/0!
15-30	Other Pays	0	0	0	0	0	0	-	#DIV/0!
21-00	FICA Taxes	291	413	306	2,458	549	2,532	74	3.02%
22-10	Defined Benefit Plan	961	0	1,076	7,722	360	8,299	577	7.47%
22-20	Defined Contribution Plan	0	0	0	0	0	0	-	#DIV/0!
23-00	Life & Health Insurance	451	0	3,819	10,378	99	11,012	634	6.11%
24-10	Workers' Compensation	144	0	424	1,214	0	1,288	74	6.06%
	<i>Subtotal</i>	5,656	5,913	26,863	53,908	8,202	56,231	2,323	4.31%
<b>Operating</b>									
519.34-50	Other Contractual Services	97,675	139,075	138,505	145,000	23,512	145,000	-	0.00%

City of Lake Worth Beach  
FY 2023 Budget  
001 General Fund

draft

Account Code	Account Name	FY 2020 Actual	FY 2021 Budget	FY 2021 Actual	FY 2022 Budget	FY 2022 Q1 Actual	FY 2023 Proposed Budget	FY 2022 Budget Change	% Change
	<i>Subtotal</i>	97,675	139,075	138,505	145,000	23,512	145,000	-	0.00%
	Department Total	<b>103,330</b>	<b>144,988</b>	<b>165,367</b>	<b>198,908</b>	<b>31,715</b>	<b>201,231</b>	<b>2,323</b>	<b>1.17%</b>
								0.00	
	<b><u>5062 - PW Maintenance</u></b>								
	<b>Salaries and Benefits</b>								
12-10	Regular	458,467	516,513	379,129	358,305	65,257	465,112	106,807	29.81%
14-10	Standard Overtime	16,606	15,000	7,547	15,000	1,361	15,000	-	0.00%
15-10	Longevity	5,957	2,175	1,556	2,700	0	2,085	(615)	-22.78%
21-00	FICA Taxes	36,796	41,063	4,781	27,410	3,592	36,729	9,319	34.00%
22-10	Defined Benefit Plan	127,931	117,984	115,908	86,096	4,303	116,615	30,519	35.45%
23-00	Life & Health Insurance	83,577	103,634	103,203	72,566	2,614	94,049	21,483	29.61%
24-10	Workers' Compensation	28,925	22,097	16,105	24,402	0	30,077	5,675	23.25%
	<i>Subtotal</i>	758,258	818,466	628,229	586,479	77,128	759,666	173,187	29.53%
	<b>Operating</b>								
519.31-50	Internal IT Support	20,068	21,612	21,612	24,929	6,232	29,799	4,870	19.54%
519.34-50	Other Contractual Services	108,443	90,310	85,619	50,000	24,153	50,000	-	0.00%
519.40-10	Training/Registration	0	690	508	1,000	0	700	(300)	-30.00%
519.41-30	Postage & Freight	0	415	0	0	0	0	-	#DIV/0!
519.43-10	Water	376	1,500	374	500	80	500	-	0.00%
519.43-20	Sewer	378	800	395	800	79	800	-	0.00%
519.43-30	Electricity	13,114	16,000	11,857	16,000	2,858	14,000	(2,000)	-12.50%
519.43-40	Refuse/Waste Disposal	3,803	3,700	3,803	3,700	674	3,800	100	2.70%
519.45-10	Property/Liability	47,034	54,089	54,089	54,089	13,522	57,875	3,786	7.00%
519.46-10	Buildings	40,049	57,500	41,487	57,100	3,619	50,000	(7,100)	-12.43%
519.46-21	Equipment-General	0	85	0	500	0	500	-	0.00%
519.46-22	Equipment-Garage	87,150	58,100	82,808	54,100	11,983	54,100	-	0.00%
519.46-26	Heavy Equipment	340	2,500	1,201	2,500	0	1,500	(1,000)	-40.00%
519.46-27	Heavy Equip-ext repairs	0	0	0	5,000	0	0	(5,000)	-100.00%
519.51-10	Office Supplies	531	500	571	500	0	500	-	0.00%
519.52-10	Gas, Lubricants & Oil	8,859	14,000	8,030	14,000	1,347	10,000	(4,000)	-28.57%
519.52-20	Small Tools & Equipment	1,802	4,000	3,960	4,000	0	4,000	-	0.00%
519.52-40	Uniforms	3,652	4,080	3,317	4,080	1,117	3,500	(580)	-14.22%
519.52-90	Other	4,396	4,000	4,017	4,000	0	4,000	-	0.00%
519.62-10	Improvements	0	0	0	102,900	4,563	102,900	-	0.00%
	<i>Subtotal</i>	339,994	333,881	323,649	399,698	70,228	388,474	(11,224)	-2.81%
	Department Total	<b>1,098,253</b>	<b>1,152,347</b>	<b>951,879</b>	<b>986,177</b>	<b>147,356</b>	<b>1,148,140</b>	<b>161,963</b>	<b>16.42%</b>
								-	
	<b><u>8010 - LS: Information Officer</u></b>								
	<b>Salaries and Benefits</b>								
12-10	Regular	80,797	179,340	88,223	90,966	22,203	98,379	7,413	8.15%
13-10	Part-time	0	0	0	0	0	0	-	#DIV/0!
15-10	Longevity	0	0	0	0	0	450	450	#DIV/0!
15-30	Other Pays	0	0	1,311	0	208	0	-	#DIV/0!
21-00	FICA Taxes	5,977	14,258	6,718	6,959	1,640	7,526	567	8.15%
22-10	Defined Benefit Plan	4,108	40,965	40,625	21,858	1,091	24,666	2,808	12.85%
22-20	401-a Plan	0	0	0	0	0	0	-	#DIV/0!
23-00	Life & Health Insurance	15,113	32,286	32,097	17,403	1,183	18,469	1,066	6.13%
24-10	Workers' Compensation	189	254	111	150	0	167	17	11.50%
	<i>Subtotal</i>	106,184	267,103	169,086	137,336	26,325	149,658	12,322	8.97%
	<b>Operating</b>								
513.31-50	Internal IT Support	0	13,444	13,444	30,669	7,667	33,692	3,023	9.86%
513.34-50	Other Contractual Services	37,092	41,045	20,226	40,000	0	40,000	-	0.00%

City of Lake Worth Beach  
FY 2023 Budget  
001 General Fund

draft

Account Code	Account Name	FY 2020 Actual	FY 2021 Budget	FY 2021 Actual	FY 2022 Budget	FY 2022 Q1 Actual	FY 2023 Proposed Budget	FY 2023 to	% Change
								FY 2022 Budget Change	
513.40-10	Training/Registration	0	1,220	0	1,220	0	1,220	-	0.00%
513.40-20	Lodging/Transportation	0	120	0	120	0	120	-	0.00%
513.40-30	Other	0	0	0	3,500	0	0	(3,500)	-100.00%
513.44-20	Operating/Capital Leasing	0	700	0	700	0	700	-	0.00%
513.46-22	Equipment-Garage	0	0	0	0	0	0	-	#DIV/0!
513.47-00	Printing & Binding	11,445	12,060	14,175	25,500	1,138	25,500	-	0.00%
513.48-00	Promotional Activities	782	1,500	839	1,500	0	1,500	-	0.00%
513.51-10	Office Supplies	40	650	405	100	0	100	-	0.00%
513.52-90	Other	91	5,500	5,027	500	0	500	-	0.00%
513.54-00	Books, Publ, Subsc & Memb	16,555	22,100	23,035	25,953	2,388	25,953	-	0.00%
513.56-20	Equipment-Technology	2,634	10,000	6,091	8,000	457	8,000	-	0.00%
	<i>Subtotal</i>	68,639	108,339	83,242	137,762	11,650	137,285	(477)	-0.35%
	Department Total	174,823	375,442	252,328	275,098	37,975	286,943	11,845	4.31%
								-	
<b>8020 - LS: Library</b>									
<b>Salaries and Benefits</b>									
12-10	Regular	122,290	120,759	141,801	142,196	39,089	180,638	38,442	27.03%
13-10	Part-time	15,049	21,319	12,134	24,411	0	0	(24,411)	-100.00%
14-10	Standard Overtime	2,780	3,020	1,714	3,000	764	0	(3,000)	-100.00%
15-10	Longevity	1,523	2,100	1,001	1,725	0	1,309	(416)	-24.13%
15-30	Other Pays	278	8	353	540	208	225	(315)	-58.33%
21-00	FICA Taxes	11,418	11,535	11,940	12,573	3,037	13,819	1,246	9.91%
22-10	Defined Benefit Plan	29,374	28,273	27,572	33,627	2,284	43,716	10,089	30.00%
22-20	401-a Plan	0	0	0	0	0	628	628	#DIV/0!
23-00	Life & Health Insurance	26,236	28,751	28,707	31,956	510	44,604	12,648	39.58%
24-10	Workers' Compensation	336	218	185	277	0	307	30	10.86%
	<i>Subtotal</i>	209,284	215,983	225,407	250,305	45,892	285,246	34,941	13.96%
<b>Operating</b>									
571.31-50	Internal IT Support	78,729	101,426	101,426	105,347	26,337	105,120	(227)	-0.22%
571.34-50	Other Contractual Service	2,928	4,153	4,034	2,500	1,174	2,500	-	0.00%
571.40-10	Training/Registration						0	-	#DIV/0!
571.40-20	Lodging/Transportation						0	-	#DIV/0!
571.41-30	Postage & Freight	85	0	0	100	0	100	-	0.00%
571.43-10	Water	1,258	1,300	1,259	1,250	284	1,250	-	0.00%
571.43-20	Sewer	518	480	667	475	130	475	-	0.00%
571.43-30	Electricity	10,451	13,000	9,134	12,000	1,732	12,000	-	0.00%
571.43-40	Refuse/Waste Disposal	1,387	1,200	1,387	1,270	422	1,270	-	0.00%
571.45-10	Property/Liability	29,851	34,329	34,329	29,418	7,355	31,477	2,059	7.00%
571.46-10	Buildings	4,448	6,656	6,426	2,000	0	2,000	-	0.00%
571.46-21	Equipment-General	318	1,632	1,620	1,500	0	1,500	-	0.00%
571.47-00	Printing & Binding	3,158	562	562	2,000	0	2,000	-	0.00%
571.48-00	Promotional Activities	11,800	30	30	13,380	0	13,380	-	0.00%
571.51-10	Office Supplies	2,354	2,500	2,500	1,500	0	1,500	-	0.00%
571.52-20	Small Tools & Equipment	758	1,500	1,474	1,500	0	1,500	-	0.00%
571.52-90	Other	2,639	6,517	6,510	3,500	0	3,500	-	0.00%
571.54-00	Books, Publ, Subsc & Memb	14,432	20,000	19,816	15,000	2,919	15,000	-	0.00%
571.54-90	Library Materials	29,092	46,100	41,431	40,000	8,491	40,000	-	0.00%
	<i>Subtotal</i>	194,205	241,385	232,605	232,740	48,843	234,572	1,832	0.79%
	Department Total	403,489	457,368	458,012	483,045	94,735	519,818	36,773	7.61%
								-	
<b>8061 - LS: Community Programs</b>									
<b>Salaries and Benefits</b>									
12-10	Regular	223,713	237,712	236,074	259,327	70,317	276,423	17,096	6.59%
13-10	Part-time	43,821	61,458	28,372	61,459	3,722	47,710	(13,749)	-22.37%



City of Lake Worth Beach  
FY 2023 Budget  
001 General Fund

draft

Account Code	Account Name	FY 2020 Actual	FY 2021 Budget	FY 2021 Actual	FY 2022 Budget	FY 2022 Q1 Actual	FY 2023 Proposed Budget	FY 2023 to	
								FY 2022 Budget Change	% Change
15-10	Longevity	1,005	2,925	416	525	0	1,789	1,264	240.71%
15-30	Other Pays	834	85	449	1,080	0	675	(405)	-37.50%
21-00	FICA Taxes	20,970	23,784	16,485	20,807	5,850	24,796	3,989	19.17%
22-10	Defined Benefit Plan	20,470	54,299	53,410	60,691	2,958	64,583	3,892	6.41%
	Defined Contribution Plan						1,884	1,884	#DIV/0!
23-00	Life & Health Insurance	36,839	44,641	44,385	50,850	1,799	64,079	13,229	26.02%
24-10	Workers' Compensation	10,806	7,121	6,373	9,098	0	11,872	2,774	30.49%
	<i>Subtotal</i>	358,457	432,025	385,966	463,837	84,645	493,810	29,973	6.46%
<b>Operating</b>							-	-	
572.31-50	Internal IT Support	71,437	89,144	89,144	64,004	16,001	67,855	3,851	6.02%
572.34-50	Other Contractual Services	779	5,000	0	11,000	0	11,000	-	0.00%
572.40-10	Training/Registration	540	100	325	500	0	500	-	0.00%
572.40-30	Travel & Training / Other	0	0	0	0	0	500	500	#DIV/0!
572.41-30	Postage & Freight	906	1,000	332	1,000	0	1,000	-	0.00%
572.43-10	Water	8,824	20,000	11,950	17,900	2,137	13,000	(4,900)	-27.37%
572.43-20	Sewer	3,697	4,330	4,577	3,600	975	4,000	400	11.11%
572.43-30	Electricity	31,373	39,500	34,819	36,500	8,763	35,050	(1,450)	-3.97%
572.43-40	Refuse/Waste Disposal	5,053	4,380	5,053	4,380	994	4,380	-	0.00%
572.44-20	Operating/ Capital Leasing	0	700	400	700	0	700	-	0.00%
572.45-10	Property/Liability	19,710	22,667	22,667	22,667	5,667	24,253	1,586	7.00%
572.46-21	Equipment-General	10,511	15,900	10,986	10,000	2,154	10,000	-	0.00%
572.46-22	Equipment-Garage	10,794	14,700	10,794	19,600	1,799	24,500	4,900	25.00%
572.46-26	Heavy Equipment	544	2,000	146	2,000	0	500	(1,500)	-75.00%
572.47-00	Printing & Binding	5,156	1,500	0	1,500	0	1,500	-	0.00%
572.48-00	Promotional Activities	6,150	10,000	2,685	10,000	2,123	10,000	-	0.00%
572.51-10	Office Supplies	103	500	355	500	0	500	-	0.00%
572.52-10	Gas, Lubricants & Oil	439	1,500	484	1,500	99	500	(1,000)	-66.67%
572.52-25	Recreation Programs	41,503	85,300	74,791	69,000	4,845	69,000	-	0.00%
572.52-40	Uniforms	188	500	386	500	404	500	-	0.00%
	<i>Subtotal</i>	217,708	318,721	269,893	276,851	45,958	279,238	2,387	0.86%
	<b>Department Total</b>	<b>576,165</b>	<b>750,746</b>	<b>655,859</b>	<b>740,688</b>	<b>130,603</b>	<b>773,048</b>	<b>32,360</b>	<b>4.37%</b>
								0.00	
<b>8062 - LS: Facilities</b>									
<b>Salaries and Benefits</b>									
12-10	Regular	143,415	157,864	124,934	176,278	33,516	189,227	12,949	7.35%
13-10	Part-time	0	0	0	0	0	0	-	#DIV/0!
14-10	Standard Overtime	7,492	8,000	7,749	8,000	2,531	8,000	-	0.00%
15-10	Longevity	983	1,200	390	0	0	855	855	#DIV/0!
15-30	Other Pays	556	189	300	1,080	0	450	(630)	-58.33%
21-00	FICA Taxes	11,482	12,764	9,837	13,141	2,678	15,088	1,947	14.82%
22-10	Defined Benefit Plan	24,015	36,673	36,074	41,276	2,235	44,295	3,019	7.31%
22-20	401-a Plan	0	0	0	0	0	1,256	1,256	#DIV/0!
23-00	Life & Health Insurance	36,908	44,738	44,564	57,116	1,095	52,510	(4,606)	-8.06%
24-10	Workers' Compensation	5,480	3,528	2,853	5,273	0	6,806	1,533	29.06%
	<i>Subtotal</i>	230,332	264,956	226,700	302,164	42,055	318,487	16,323	5.40%
<b>Operating</b>							-	-	
572.34-50	Other Contractual Services	272,380	316,200	234,558	312,000	63,226	312,000	-	0.00%
572.40-10	Training/Registration	0	540	540	1,500	0	1,500	-	0.00%
572.41-30	Postage & Freight	1,068	150	130	1,000	0	1,000	-	0.00%
572.43-10	Water	8,824	20,000	11,950	14,300	2,136	12,000	(2,300)	-16.08%
572.43-20	Sewer	3,696	4,200	4,576	3,600	975	5,000	1,400	38.89%
572.43-30	Electricity	31,372	40,400	34,818	36,700	8,762	36,000	(700)	-1.91%
572.43-40	Refuse/Waste Disposal	5,052	4,380	5,052	4,370	994	5,100	730	16.70%
572.45-10	Property/Liability	114,728	131,938	131,938	115,000	28,750	123,050	8,050	7.00%

City of Lake Worth Beach  
FY 2023 Budget  
001 General Fund

draft

Account Code	Account Name	FY 2020 Actual	FY 2021 Budget	FY 2021 Actual	FY 2022 Budget	FY 2022 Q1 Actual	FY 2023 Proposed Budget	FY 2023 to	% Change
								FY 2022 Budget	
572.46-10	Buildings	34,150	60,910	54,887	28,700	3,238	28,700	-	0.00%
572.46-21	Equipment-General	8,883	14,400	12,433	10,000	713	10,000	-	0.00%
572.46-22	Equipment-Garage	8,794	0	8,794	4,900	1,466	14,700	9,800	200.00%
572.47-00	Printing & Binding	0	750	360	750	0	750	-	0.00%
572.51-10	Office Supplies	393	500	120	200	0	200	-	0.00%
572.52-10	Gas, Lubricants & Oil	460	1,000	623	1,000	125	3,000	2,000	200.00%
572.52-20	Small Tools & Equipment	3,061	2,832	1,450	1,982	0	1,982	-	0.00%
572.52-30	Chemicals	6,127	3,800	2,432	10,000	0	8,000	(2,000)	-20.00%
572.52-40	Uniforms	1,260	1,000	1,101	2,200	253	2,200	-	0.00%
	<i>Subtotal</i>	500,248	603,000	505,762	548,202	110,637	565,182	16,980	3.10%
	Department Total	730,580	867,956	732,462	850,366	152,692	883,669	33,303	3.92%
								(0.00)	
<b>8063 - LS: Special Events</b>									
<b>Salaries and Benefits</b>									
12-10	Regular	65,990	66,009	62,820	103,713	16,318	134,691	30,978	29.87%
	Longevity						401	401	#DIV/0!
15-30	Other Pays	790	5,425	449	1,620	0	675	(945)	-58.33%
21-00	FICA Taxes	5,236	5,248	5,009	6,653	1,310	10,304	3,651	54.88%
22-10	Defined Benefit Plan	7,982	15,078	14,858	20,896	1,120	28,905	8,009	38.33%
	Defined Contribution Plan						1,884	1,884	#DIV/0!
23-00	Life & Health Insurance	10,494	14,390	14,372	20,458	107	23,686	3,228	15.78%
24-10	Workers' Compensation	2,461	3,377	1,506	2,336	0	3,975	1,639	70.18%
	<i>Subtotal</i>	92,952	109,527	99,014	155,676	18,855	204,523	48,847	31.38%
<b>Operating</b>									
							0	-	
572.31-50	Internal IT Support	13,846	16,913	16,913	20,022	5,006	0	(20,022)	-100.00%
572.34-50	Other Contractual Services	22,780	22,500	13,834	40,000	8,511	40,000	-	0.00%
572.40-20	Lodging/Transportation	-19	1,600	25	1,600	0	1,600	-	0.00%
572.44-20	Operating/Capital Leasing	700	700	0	700	0	700	-	0.00%
572.45-10	Property/Liability	38,998	44,848	44,848	44,848	11,212	44,848	-	0.00%
572.46-22	Equipment-Garage	4,228	4,500	4,012	4,500	669	4,500	-	0.00%
572.47-00	Printing & Binding	723	1,000	982	1,000	0	1,000	-	0.00%
572.48-00	Promotional Activities	76,220	29,850	29,496	399,000	42,347	399,000	-	0.00%
572.49-10	Advertising	0	0	0	0	0	0	-	#DIV/0!
572.51-10	Office Supplies	260	500	452	500	0	500	-	0.00%
572.52-10	Gas, Lubricants & Oil	0	1,000	1,000	1,000	0	1,000	-	0.00%
572.52-90	Other	71,776	59,850	59,687	88,650	25,422	88,650	-	0.00%
572.54-00	Books, Publ, Subsc & Memb	450	1,200	800	1,200	0	1,200	-	0.00%
	<i>Subtotal</i>	229,962	184,461	172,049	603,020	93,166	582,998	(20,022)	-3.32%
	Department Total	322,914	293,988	271,063	758,696	112,021	787,521	28,825	3.80%
								0.00	
<b>9010- Non Departmental</b>									
<b>Operating</b>									
519.34-50	Other Contractual Services	227,654	237,766	193,368	300,000	60,253	300,000	-	0.00%
519.43-10	Water	1,162	660	1,026	660	261	660	-	0.00%
519.43-20	Sewer	821	420	813	420	210	420	-	0.00%
519.43-30	Electricity	5,837	2,600	6,079	2,600	1,370	5,500	2,900	111.54%
519.43-40	Refuse/Waste Disposal	909	720	909	720	267	1,200	480	66.67%
519.58-70	Bank Charges and Fees	41,747	10,000	31,107	10,000	5,929	24,000	14,000	140.00%
519.72-00	Debt Service	27,020	28,099	255,297	233,050	0	746,409	513,359	220.28%
581.91-50	Transfer to CRA	1,802,170	1,910,300	2,039,648	2,292,706	2,292,706	2,430,268	137,562	6.00%
	Department Total	2,107,320	2,190,565	2,528,249	2,840,156	2,360,996	3,508,457	668,301	23.53%
								-	
	Total Expenditures	36,156,571	37,765,876	36,979,635	40,323,905	17,021,793	42,505,751	2,181,846	5.41%

City of Lake Worth Beach  
 FY 2023 Budget  
 001 General Fund

draft

Account Code	Account Name	FY 2020 Actual	FY 2021 Budget	FY 2021 Actual	FY 2022 Budget	FY 2022 Q1 Actual	FY 2023 Proposed Budget	FY 2023 to FY 2022 Budget Change	% Change
								0.00	
	Net Revenues	(432,362)	526,156	1,860,466	191	(1,232,352)	(1,004)	(1,195)	-625.60%
								(0.00)	

City of Lake Worth Beach  
Fiscal Year 2023 Budget  
103 Building Permit

draft

							119,905		
Account Code	Account Name	FY 2020 Actual	FY 2021 Budget	FY 2021 Actual	FY 2022 Budget	FY 2022 Q1 Actual	FY 2023 Proposed Budget	FY 2023 to FY 2022 Budget Change	% Change
<b><u>REVENUES</u></b>									
322.10-15	Commercial	485,719	505,000	690,816	550,000	139,236	700,000	150,000	27.27%
322.10-20	Residential	697,088	450,000	694,910	500,000	134,638	600,000	100,000	20.00%
322.10-90	Other	138,428	160,000	165,922	150,000	33,375	150,000	-	0.00%
322.40-00	Education Fee	2,619	2,000	4,068	2,000	0	2,000	-	0.00%
341.90-81	NSF Fees - Business	171	150	0	150	0		(150)	-100.00%
361.10-10	Investments	56,950	15,000	6,414	15,000	157		(15,000)	-100.00%
395.00-00	Use of Fund Balance	0	1,230,520	0	600,000	0	450,000	(150,000)	-25.00%
	<b>Total Revenues</b>	<b>1,380,973</b>	<b>2,362,670</b>	<b>1,562,129</b>	<b>1,817,150</b>	<b>307,406</b>	<b>1,902,000</b>	<b>84,850</b>	<b>4.67%</b>
<b><u>EXPENDITURES</u></b>									
<b><u>2020- Building Permits</u></b>									
<b>Salaries and Benefits</b>									
12-10	Regular	477,735	804,717	594,720	627,772	136,454	676,274	48,502	7.73%
13-10	Part-time	723	0	14,886	70,595	1,677	69,896	(699)	-0.99%
14-10	Standard Overtime	79	35,500	15,395	500	4,725	10,000	9,500	1900.00%
15-10	Longevity	2,336	825	3,300	2,850	0	3,915	1,065	37.37%
15-30	Other Pays	1,248	150	252	630	1,731	2,363	1,733	275.00%
21-00	FICA Taxes	34,876	54,120	43,079	53,400	10,420	57,847	4,447	8.33%
22-10	Defined Benefit Plan	53,493	144,949	144,792	116,350	6,461	124,193	7,843	6.74%
22-20	401-a Plan	13,709	14,636	14,636	14,323	1,374	19,195	4,872	34.01%
23-00	Life & Health Insurance	97,168	158,199	156,750	145,500	9,107	148,702	3,202	2.20%
24-10	Workers' Compensation	7,169	8,398	6,547	9,946	0	14,275	4,329	43.52%
	<i>Subtotal</i>	688,536	1,221,494	994,356	1,041,866	171,948	1,126,659	84,793	8.14%
<b>Operating</b>									
515.31-10	Legal	0	50,000	5,414	50,000	0	50,000	-	0.00%
515.31-50	Internal IT Support	77,429	73,711	73,711	95,609	23,902	106,335	10,726	11.22%
515.31-90	Professional Services Other	0	3,550	593	150,000	0	150,000	-	0.00%
515.34-50	Other Contractual Services	28,444	276,372	47,093	200,000	7,788	200,000	-	0.00%
515.40-10	Training/Registration	837	4,500	2,670	4,500	0	4,500	-	0.00%
515.40-20	Lodging/Transportation	679	1,200	324	2,500	0	2,500	-	0.00%
515.40-30	Other	0	0	624	350	416	350	-	0.00%
515.41-30	Postage & Freight	535	350	231	350	0	350	-	0.00%
515.43-10	Water	283	275	261	300	0	300	-	0.00%
515.43-20	Sewer	129	115	128	120	0	120	-	0.00%
515.43-30	Electricity	3,344	3,200	5,831	3,200	0	3,200	-	0.00%
515.43-40	Refuse/Waste Disposal	273	265	250	275	0	275	-	0.00%
515.44-20	Operating/Capital Leasing	413	1,200	379	6,000	0	6,000	-	0.00%
515.45-10	Property/Liability	1,652	1,735	1,735	1,735	434	1,856	121	6.97%
515.46-22	Equipment-Garage	29,400	34,300	35,116	29,400	5,717	29,400	-	0.00%
515.47-00	Printing & Binding	763	2,050	1,162	1,500	16	1,500	-	0.00%
515.49-10	Advertising	0	350	0	350	0	350	-	0.00%
515.49-90	Other	0	150	0	150	89	150	-	0.00%
515.51-10	Office Supplies	1,473	2,855	2,099	1,750	0	1,750	-	0.00%
515.52-10	Gas, Lubricants & Oil	1,969	3,000	2,509	3,000	422	3,000	-	0.00%
515.52-20	Small Tools & Equipment	309	500	29	500	0	500	-	0.00%
515.52-40	Uniforms	908	0	146	2,500	109	2,500	-	0.00%
515.52-90	Other	8,185	80,450	29,706	35,000	0	35,000	-	0.00%
515.54-00	Books, Publ, Subsc & Memb	6,839	7,500	1,780	7,500	0	7,500	-	0.00%
515.64-00	Machinery & Equipment	0	15,000	0	15,000	0	15,000	-	0.00%
515.64-15	Building Permit	0	5,000	0	5,000	0	5,000	-	0.00%
515.64-40	Misc. Equipment	31,553	24,400	10,354	25,000	0	25,000	-	0.00%
	<i>Subtotal</i>	195,416	592,028	222,146	641,589	38,893	652,436	10,847	1.69%
	<b>Department Total</b>	<b>883,953</b>	<b>1,813,522</b>	<b>1,216,503</b>	<b>1,683,455</b>	<b>210,841</b>	<b>1,779,095</b>	<b>95,640</b>	<b>5.68%</b>

City of Lake Worth Beach  
 Fiscal Year 2023 Budget  
 103 Building Permit

draft

Account Code	Account Name	FY 2020 Actual	FY 2021 Budget	FY 2021 Actual	FY 2022 Budget	FY 2022 Q1 Actual	FY 2023 Proposed Budget	FY 2023 to FY 2022 Budget Change	% Change
							119,905		
<b>9010: Non-Departmental</b>									
<b>Operating</b>									
519.58-70	Bank Charges and Fees	13,883	3,000	1,735	3,000	598	3,000	-	0.00%
581.91-01	to General Fund	38,593	40,892	40,892	40,892	10,223		(40,892)	-100.00%
	Department Total	52,476	43,892	42,627	43,892	10,821	3,000	-40,892	-93.17%
	Total Expenditures	<b>2,704,334</b>	<b>1,857,414</b>	<b>1,259,130</b>	<b>1,727,347</b>	<b>221,662</b>	<b>1,782,095</b>	<b>54,748</b>	<b>3.17%</b>
					(0)			-	
	Net Revenues	<b>(1,323,360)</b>	<b>505,256</b>	<b>302,999</b>	<b>89,803</b>	<b>85,745</b>	<b>119,905</b>	<b>30,102</b>	<b>33.52%</b>
								-	

City of Lake Worth Beach  
Fiscal Year 2023 Budget  
140 Beach Fund

draft

							231,942		
Account Code	Account Name	FY 2020 Actual	FY 2021 Budget	FY 2021 Actual	FY 2022 Budget	FY 2022 Q1 Actual	FY 2023 Proposed Budget	FY 2023 to FY 2022 Budget Change	% Change
<b><u>REVENUES</u></b>									
344.50-10	Parking Meters	722,295	964,800	1,079,686	1,277,666	0	0	(1,277,666)	-100.00%
344.50-20	Parking Meters-Taxable	932,276	1,244,200	1,388,415	1,551,780	499,011	2,615,000	1,063,220	68.52%
344.50-30	Parking Permits	54,545	75,000	84,807	77,000	10,732	82,000	5,000	6.49%
344.50-35	Tenant Employee Parking	17,680	36,000	57,960	49,000	12,920	56,000	7,000	14.29%
344.50-50	Valet Parking	0	0	0	15,000	0	0	(15,000)	-100.00%
344.50-51	Pier parking	26,907	28,000	29,294	28,000	5,327	28,500	500	1.79%
344.50-60	Parking Lot Rentals	17,335	30,000	12,640	15,000	6,052	24,000	9,000	60.00%
344.50-90	In-Person Service Charge	341	800	0	1,700	0	0	(1,700)	-100.00%
347.30-32	Pavillion Rentals	0	500	391	500	0	0	(500)	-100.00%
347.30-41	Junior LifeGuard Program	1,076	14,500	7,480	14,500	0	13,000	(1,500)	-10.34%
347.30-80	Beach Concession Rentals	89,957	100,000	100,000	105,000	26,250	115,000	10,000	9.52%
347.30-90	Other	0	10,000	8,943	10,000	0	0	(10,000)	-100.00%
312.60-00	Discretionary Surtax	0	0	0	0	0	0	-	#DIV/0!
354.10-00	Parking Fines	366,011	214,600	984,744	253,000	173,857	700,000	447,000	176.68%
361.10-10	Investments	25,318	13,000	3,075	13,000	73	0	(13,000)	-100.00%
362.10-00	Leased Properties	352,058	376,916	298,866	377,733	93,946	390,954	13,221	3.50%
362.10-10	Patio Area	47,353	47,500	43,423	55,802	12,552	57,519	1,717	3.08%
362.10-20	Common Area Maintenance	108,299	111,822	100,115	94,788	28,541	98,106	3,318	3.50%
362.10-90	Miscellaneous	4,004	4,270	13,732	4,270	77,265	4,270	-	0.00%
362.40-00	Lease/Rent Pier	237,560	240,000	200,500	240,000	60,000	240,000	-	0.00%
362.50-10	Ball Room Rental	59,978	130,000	58,845	50,000	24,652	100,000	50,000	100.00%
362.50-30	Ocean Terrace Rental	3,523	1,000	2,023	2,500	0	1,000	(1,500)	-60.00%
362.50-31	Ocean Terrance Tax Exempt	0	600	0	600	0	600	-	0.00%
362.50-40	Kitchen Rental	7,493	14,000	6,485	10,000	2,896	10,000	-	0.00%
362.50-50	Beach Weddings	8,383	0	5,148	5,000	1,314	5,000	-	0.00%
362.50-60	Misc Item Rental	0	1,000	419	1,000	0	1,000	-	0.00%
		<b>3,082,393</b>	<b>3,658,508</b>	<b>4,486,989</b>	<b>4,252,839</b>	<b>1,035,387</b>	<b>4,541,949</b>	<b>289,110</b>	<b>6.80%</b>
					0			-	#DIV/0!
<b><u>EXPENDITURES</u></b>									
<b><u>8050- Beach Parking</u></b>									
<b>Salaries and Benefits</b>									
12-10	Regular	292,795	294,977	305,163	287,663	81,745	300,794	13,131	4.56%
13-10	Part-time	41,126	45,292	24,766	46,659	0	46,958	299	0.64%
	Longevity						3,743	3,743	#DIV/0!
14-10	Standard Overtime	4,877	1,500	7,563	1,500	3,292	6,500	5,000	333.33%
15-30	Other Pays	556	64	300	1,080	0	450	(630)	-58.33%
21-00	FICA Taxes	25,157	27,265	22,050	25,231	6,273	27,100	1,869	7.41%
22-10	Defined Benefit Plan	47,541	67,993	66,428	68,041	4,690	72,267	4,226	6.21%
	Defined Contribution Plan						1,256	1,256	#DIV/0!
23-00	Life & Health Insurance	67,669	77,084	76,518	74,757	3,494	78,723	3,966	5.31%
24-10	Workers' Compensation	12,572	8,367	6,389	8,990	0	8,742	(248)	-2.76%
	<i>Subtotal</i>	<b>492,292</b>	<b>522,542</b>	<b>509,177</b>	<b>513,921</b>	<b>99,494</b>	<b>546,533</b>	<b>32,612</b>	<b>6.35%</b>
<b>Operating</b>									
579.31-50	Internal IT Support	11,626	21,343	21,343	36,347	9,087	42,367	6,020	16.56%
579.31-90	Professional Services Other	1,526	624	382	3,350	22	5,000	1,650	49.25%
579.34-50	Other Contractual Services	88,357	141,257	136,771	145,550	14,023	163,375	17,825	12.25%
579.40-10	Training/Registration	876	120	0	600	247	800	200	33.33%
579.40-20	Lodging/Transportation	0	0	0	400	0	500	100	25.00%
579.41-30	Postage & Freight	2,095	1,930	1,887	1,900	0	2,600	700	36.84%
579.44-20	Operating/Capital Leasing	3,307	390	390	915	0	1,800	885	96.72%
579.45-10	Property/Liability	5,011	5,763	5,763	5,000	1,250	5,350	350	7.00%

City of Lake Worth Beach  
Fiscal Year 2023 Budget  
140 Beach Fund

draft

Account Code	Account Name	FY 2020 Actual	FY 2021 Budget	FY 2021 Actual	FY 2022 Budget	FY 2022 Q1 Actual	FY 2023 Proposed Budget	FY 2023 to FY 2022 Budget Change	% Change
579.46-21	Equipment-General	8,901	10,200	10,159	18,000	5,817	18,000	-	0.00%
579.46-22	Equipment-Garage	26,466	9,800	25,532	14,700	4,083	24,500	9,800	66.67%
579.47-00	Printing & Binding	5,926	7,970	7,919	7,000	200	7,600	600	8.57%
579.51-10	Office Supplies	1,729	1,000	998	800	0	800	-	0.00%
579.52-10	Gas, Lubricants & Oil	5,747	4,780	6,705	1,300	1,823	1,300	-	0.00%
579.52-20	Small Tools & Equipment	2,422	15,093	14,561	10,000	252	13,200	3,200	32.00%
579.52-40	Uniforms	2,087	1,700	1,663	1,800	753	3,800	2,000	111.11%
579.54-00	Books, Publ, Subsc & Memb	100	100	100	100	0	100	-	0.00%
	<i>Subtotal</i>	166,176	222,070	234,173	247,762	37,557	291,092	43,330	17.49%
	<b>Department Total</b>	<b>658,468</b>	<b>744,612</b>	<b>743,350</b>	<b>761,683</b>	<b>137,051</b>	<b>837,625</b>	<b>75,942</b>	<b>9.97%</b>
								-	
<b><u>8055- Casino Building</u></b>									
<b>Salaries and Benefits</b>									
12-10	Regular	78,704	80,192	97,789	112,209	25,827	98,364	(13,845)	-12.34%
13-10	Part-time	26,725	46,442	11,139	27,474	1,175	23,299	(4,175)	-15.20%
14-10	Standard Overtime	574	2,040	1,699	2,040	749	2,040	-	0.00%
15-10	Longevity	679	1,875	904	1,425	0	1,316	(109)	-7.63%
15-30	Other Pays	278	8	150	540	0	225	(315)	-58.33%
21-00	FICA Taxes	7,973	10,067	7,997	9,749	1,956	9,463	(286)	-2.93%
22-10	Defined Benefit Plan	22,240	18,317	17,876	26,422	2,170	23,088	(3,334)	-12.62%
	Defined Contribution Plan						628	628	#DIV/0!
23-00	Life & Health Insurance	0	51,131	51,023	27,166	1,161	18,792	(8,374)	-30.82%
24-10	Workers' Compensation	3,583	8,051	2,111	3,386	0	3,415	29	0.86%
	<i>Subtotal</i>	140,755	218,123	190,689	210,411	33,039	180,630	-29,781	-14.15%
<b>Operating</b>									
							-	-	
575.31-50	Internal IT Support	10,695	9,578	9,578	16,170	4,043	14,746	(1,424)	-8.81%
575.31-90	Professional Services Other	3,457	8,447	4,824	0	264	0	-	#DIV/0!
575.34-50	Other Contractual Services	73,635	43,309	37,328	33,150	1,292	33,300	150	0.45%
575.41-30	Postage & Freight	58	110	65	500	0	500	-	0.00%
575.43-10	Water	7,794	18,000	8,984	16,750	1,967	10,000	(6,750)	-40.30%
575.43-20	Sewer	9,823	11,500	11,025	11,200	2,687	11,200	-	0.00%
575.43-30	Electricity	46,138	48,000	48,771	47,500	11,081	47,500	-	0.00%
575.43-40	Refuse/Waste Disposal	6,434	3,800	8,313	3,900	1,425	9,000	5,100	130.77%
575.44-20	Operating/Capital Leasing	0	4,446	4,446	915	0	1,500	585	63.93%
575.45-10	Property/Liability	40,284	46,327	46,327	39,700	9,925	42,479	2,779	7.00%
575.46-10	Buildings	51,355	65,000	64,757	53,000	43	53,000	-	0.00%
575.51-10	Office Supplies	578	500	437	500	0	500	-	0.00%
575.52-20	Small Tools & Equipment	133	3,000	2,313	3,000	0	3,000	-	0.00%
575.52-40	Uniforms	1,993	1,643	1,392	2,000	0	3,500	1,500	75.00%
575.52-90	Other	3,642	6,357	6,791	8,000	0	8,000	-	0.00%
	<i>Subtotal</i>	256,019	270,017	255,350	236,285	32,728	238,225	1,940	0.82%
	<b>Department Total</b>	<b>396,774</b>	<b>488,140</b>	<b>446,038</b>	<b>446,696</b>	<b>65,767</b>	<b>418,855</b>	<b>-27,841</b>	<b>-6.23%</b>
								-	
<b><u>8056- Ballroom</u></b>									
<b>Salaries and Benefits</b>									
12-10	Regular	31,783	29,995	45,524	51,148	14,217	54,190	3,042	5.95%
13-10	Part-time	26,725	46,442	12,368	17,474	1,175	23,299	5,825	33.33%
14-10	Standard Overtime	913	2,550	2,147	2,550	977	2,550	-	0.00%
15-10	Longevity	173	0	364	450	0	709	259	57.50%
15-30	Other Pays	278	8	150	540	0	225	(315)	-58.33%
21-00	FICA Taxes	4,578	6,077	4,278	5,077	1,247	6,123	1,046	20.60%
22-10	Defined Benefit Plan	0	6,852	6,744	11,750	481	12,012	262	2.23%
22-20	Defined Contribution Plan	0	0	0	0	0	628	628	#DIV/0!
23-00	Life & Health Insurance	0	11,978	11,932	11,885	152	12,117	232	1.96%
24-10	Workers' Compensation	0	4,358	0	1,711	0	2,160	449	26.25%

City of Lake Worth Beach  
Fiscal Year 2023 Budget  
140 Beach Fund

draft

Account Code	Account Name	FY 2020 Actual	FY 2021 Budget	FY 2021 Actual	FY 2022 Budget	FY 2022 Q1 Actual	FY 2023 Proposed Budget	FY 2023 to FY 2022 Budget Change	% Change
	<i>Subtotal</i>	64,449	108,260	83,506	102,585	18,250	114,013	11,428	11.14%
<b>Operating</b>							-	(0.00)	
575.31-50	Internal IT Support	10,316	19,269	19,269	24,774	6,194	27,783	3,009	12.15%
575.31-90	Professional Services Other	1,931	6,230	4,057	3,350	242	3,350	-	0.00%
575.34-50	Other Contractual Services	4,883	6,962	5,996	10,000	0	10,000	-	0.00%
575.41-30	Postage & Freight	25	500	0	500	0	500	-	0.00%
575.43-50	Natural Gas	372	1,500	941	1,500	431	1,500	-	0.00%
575.45-10	Property/Liability	7,376	8,483	8,483	8,483	2,121	8,483	-	0.00%
575.46-10	Buildings	911	0	1,023	10,500	988	10,500	-	0.00%
575.46-21	Equipment-General	397	1,000	856	5,000	0	5,000	-	0.00%
575.47-00	Printing & Binding	850	0	0	1,000	0	1,000	-	0.00%
575.48-00	Promotional Activities	3,555	4,000	3,556	4,000	0	4,000	-	0.00%
575.51-10	Office Supplies	119	0	0	1,000	0	1,000	-	0.00%
575.54-00	Books, Publ, Subsc & Memb	385	400	0	400	0	400	-	0.00%
	<i>Subtotal</i>	31,121	48,344	44,180	70,507	9,975	73,516	3,009	4.27%
	Department Total	95,570	156,604	127,685	173,092	28,225	187,529	14,437	8.34%
								(0.00)	
<b>8071- Pool</b>									
<b>Salaries and Benefits</b>									
12-10	Regular	5,543	5,542	5,393	7,958	1,392	12,936	4,978	62.55%
13-10	Part-time	0	0	0	0	0	0	-	#DIV/0!
15-10	Longevity	23	0	26	0	0	34	34	#DIV/0!
15-30	Other Pays	278	8	150	315	0	225	(90)	-28.57%
21-00	FICA Taxes	447	441	426	437	107	990	553	126.45%
22-10	Defined Benefit Plan	1,797	1,266	1,236	1,372	248	1,622	250	18.19%
22-20	Defined Contribution Plan	0	0	0	0	0	628	628	#DIV/0!
23-00	Life & Health Insurance	15	8	9	26	0	554	528	2030.44%
24-10	Workers' Compensation	13	166	6	9	0	22	13	140.78%
	<i>Subtotal</i>	8,116	7,431	7,247	10,117	1,746	17,009	6,892	68.12%
<b>Operating</b>							-	-	
572.43-10	Water	6,608	5,500	5,834	5,800	1,377	5,800	-	0.00%
572.43-20	Sewer	2,624	1,800	2,746	2,025	571	2,700	675	33.33%
572.43-30	Electricity	3,234	3,500	3,246	3,357	691	3,500	143	4.26%
572.43-40	Refuse/Waste Disposal	477	505	477	480	115	480	-	0.00%
572.45-10	Property/Liability	9,450	10,868	10,868	9,300	2,325	9,951	651	7.00%
	<i>Subtotal</i>	22,393	22,173	23,171	20,962	5,079	22,431	1,469	7.01%
	Department Total	30,508	29,604	30,418	31,079	6,826	39,440	8,361	26.90%
								-	
<b>8072- Beach</b>									
<b>Salaries and Benefits</b>									
12-10	Regular	437,247	457,010	508,628	528,917	141,722	569,891	40,974	7.75%
13-10	Part-time	131,827	217,364	58,554	222,584	2,122	141,707	(80,877)	-36.34%
15-10	Longevity	1,095	2,625	1,815	450	0	5,018	4,568	1015.00%
15-30	Other Pays	556	17	300	1,080	0	450	(630)	-58.33%
21-00	FICA Taxes	44,956	54,040	39,999	58,960	10,736	54,437	(4,523)	-7.67%
22-10	Defined Benefit Plan	63,519	105,618	103,429	151,000	6,992	139,737	(11,263)	-7.46%
22-20	Defined Contribution Plan	0	0	0	0	0	1,256	1,256	#DIV/0!
23-00	Life & Health Insurance	87,663	90,825	90,120	105,472	5,382	155,445	49,973	47.38%
24-10	Workers' Compensation	26,093	16,474	14,430	23,997	0	27,844	3,847	16.03%
	<i>Subtotal</i>	792,955	943,973	817,274	1,092,460	166,954	1,095,785	3,325	0.30%
<b>Operating</b>							-	0.00	
572.31-50	Internal IT Support	16,445	24,642	24,642	24,796	6,199	26,472	1,676	6.76%
572.31-90	Professional Services Other	2,492	2,936	1,748	1,675	98	1,675	-	0.00%
572.34-50	Other Contractual Services	13,515	19,680	19,015	19,765	2,218	19,765	-	0.00%
572.40-10	Training/Registration	604	400	375	650	0	650	-	0.00%



City of Lake Worth Beach  
Fiscal Year 2023 Budget  
140 Beach Fund

draft

Account Code	Account Name	FY 2020 Actual	FY 2021 Budget	FY 2021 Actual	FY 2022 Budget	FY 2022 Q1 Actual	FY 2023 Proposed Budget	FY 2023 to FY 2022 Budget Change	% Change
572.41-30	Postage & Freight	425	299	72	300	0	300	-	0.00%
572.45-10	Property/Liability	15,314	17,612	17,612	17,612	4,403	18,845	1,233	7.00%
572.46-10	Buildings	2,500	1,800	1,760	2,000	0	2,000	-	0.00%
572.46-21	Equipment-General	312	1,000	945	600	0	320	(280)	-46.67%
572.46-22	Equipment-Garage	19,550	6,900	20,700	0	3,450	0	-	#DIV/0!
572.47-00	Printing & Binding	95	300	294	300	0	300	-	0.00%
572.51-10	Office Supplies	545	1,000	936	550	44	650	100	18.18%
572.52-10	Gas, Lubricants & Oil	972	2,000	1,876	2,000	432	2,000	-	0.00%
572.52-40	Uniforms	4,813	6,000	4,853	6,000	0	6,000	-	0.00%
572.52-90	Other	7,822	13,555	13,449	8,950	0	7,500	(1,450)	-16.20%
572.54-00	Books, Publ, Subsc & Memb	568	150	150	450	0	175	(275)	-61.11%
572.64-00	Machinery & Equipment	0	0	0	0	0	0	-	#DIV/0!
	<i>Subtotal</i>	85,972	98,274	108,428	85,648	16,843	86,652	1,004	1.17%
	<b>Department Total</b>	<b>878,927</b>	<b>1,042,247</b>	<b>925,702</b>	<b>1,178,108</b>	<b>183,797</b>	<b>1,182,437</b>	<b>4,329</b>	<b>0.37%</b>
								0.00	
<b>8074- Beach Park</b>									
<b>Salaries and Benefits</b>									
12-10	Regular	104,518	120,026	136,746	148,615	35,436	139,335	(9,280)	-6.24%
13-10	Part-time	26,716	46,442	11,955	17,474	1,175	23,299	5,825	33.33%
14-10	Standard Overtime	959	1,900	3,239	1,900	1,264	3,000	1,100	57.89%
15-10	Longevity	701	0	930	1,425	0	1,650	225	15.79%
15-30	Other Pays	512	17	300	1,080	0	450	(630)	-58.33%
21-00	FICA Taxes	10,114	13,234	11,046	12,362	2,658	12,671	309	2.50%
22-10	Defined Benefit Plan	26,722	27,417	26,823	34,629	2,096	31,786	(2,843)	-8.21%
22-20	Defined Contribution Plan	0	0	0	0	0	1,256	1,256	#DIV/0!
23-00	Life & Health Insurance	14,419	25,739	25,670	25,996	1,079	25,403	(593)	-2.28%
24-10	Workers' Compensation	5,156	3,788	3,362	5,261	0	5,172	(89)	-1.69%
	<i>Subtotal</i>	189,817	238,563	220,071	248,742	43,707	244,021	-4,721	-1.90%
<b>Operating</b>									
575.31-90	Professional Services Other	2,893	9,791	6,516	5,025	383	5,500	475	9.45%
575.34-50	Other Contractual Services	278,935	294,000	290,275	290,726	96,519	290,726	-	0.00%
575.43-10	Water	198,067	245,000	134,275	231,000	22,402	120,000	(111,000)	-48.05%
575.43-20	Sewer	1,720	3,000	3,070	2,450	532	2,450	-	0.00%
575.43-30	Electricity	11,281	13,000	11,242	11,550	2,871	11,550	-	0.00%
575.43-40	Refuse/Waste Disposal	16,232	15,000	17,049	14,200	4,262	17,049	2,849	20.06%
575.46-70	Structures & Improvements	22,653	35,000	30,723	35,000	4,926	35,000	-	0.00%
575.52-40	Uniforms	141	2,050	1,822	2,200	627	2,500	300	13.64%
575.52-90	Other	29,861	21,094	19,948	53,500	10,364	53,500	-	0.00%
	<i>Subtotal</i>	561,783	637,935	514,919	645,651	142,887	538,275	-107,376	-16.63%
	<b>Department Total</b>	<b>751,600</b>	<b>876,498</b>	<b>734,990</b>	<b>894,393</b>	<b>186,594</b>	<b>782,296</b>	<b>-112,097</b>	<b>-12.53%</b>
								-	
<b>8075- Pier</b>									
<b>Operating</b>									
579.45-10	Property/Liability	31,148	32,705	32,705	32,700	8,175	34,989	2,289	7.00%
579.46-65	Pier Maintenance	39,671	64,175	43,830	25,000	0	25,000	-	0.00%
579.63-63	Improve Other than Build	0	0	0	50,000	11,200	50,000	-	0.00%
	<b>Department Total</b>	<b>70,818</b>	<b>96,880</b>	<b>76,535</b>	<b>107,700</b>	<b>19,375</b>	<b>109,989</b>	<b>2,289</b>	<b>2.13%</b>
								-	
<b>9010: Non-Departmental</b>									
<b>Operating</b>									
579.58-70	Bank Charges and Fees	75,114	85,000	116,669	85,000	25,069	85,000	-	0.00%
	Indirect Charge Backs						156,125	156,125	
579.71-20	Debt	0	0	0	238,236	0	510,712	272,476	114.37%
581.91-80	Transfer to Capital Pro	0	0	230,000	100,000	0	0	(100,000)	-100.00%
	<b>Department Total</b>	<b>75,114</b>	<b>85,000</b>	<b>346,669</b>	<b>423,236</b>	<b>25,069</b>	<b>751,837</b>	<b>328,601</b>	<b>77.64%</b>

City of Lake Worth Beach  
 Fiscal Year 2023 Budget  
 140 Beach Fund

draft

Account Code	Account Name	FY 2020 Actual	FY 2021 Budget	FY 2021 Actual	FY 2022 Budget	FY 2022 Q1 Actual	FY 2023 Proposed Budget	FY 2023 to FY 2022 Budget Change	% Change
								-	
	<b>Total Expenses</b>	<b>2,957,779</b>	<b>3,519,585</b>	<b>3,431,388</b>	<b>4,015,987</b>	<b>652,704</b>	<b>4,310,007</b>	<b>294,020</b>	<b>7.32%</b>
					2				
	<b>Net Revenues</b>	<b>124,614</b>	<b>138,923</b>	<b>1,055,601</b>	<b>236,852</b>	<b>382,683</b>	<b>231,942</b>	<b>(4,910)</b>	<b>-2.07%</b>
								(0)	

City of Lake Worth Beach  
Fiscal Year 2023 Budget  
160 Code Remediation

draft

GL No.	Account Name	FY 2020 Actual	FY 2021 Budget	FY 2021 Actual	FY 2022 Budget	FY 2022 Q1 Actual	FY 2023 Proposed Budget	FY 2023 to FY 2022 Budget Change	% Change
							41,000		
	<b><u>REVENUES</u></b>								
361.10-10	Investments	6,066	3,000	578	3,000	18	3,000	-	0.00%
361.10-40	Assessments	0	1,000	7,303	1,000	935	1,000	-	0.00%
369.90-10	Boarding Income	10,705	20,000	31,990	20,000	3,071	30,000	10,000	50.00%
369.90-20	Lot Clearing Income	39,765	15,000	48,959	15,000	3,682	50,000	35,000	233.33%
369.90-26	Demolition Income	0	25,000	0	25,000	0	25,000	-	0.00%
369.90-29	Chronic Nuisance	0	100,000	0	100,000	0	10,000	(90,000)	-90.00%
369.90-31	Private Collections	0	200,000	55,290	200,000	33,605	75,000	(125,000)	-62.50%
	Sale of Property						50,000	50,000	#DIV/0!
	<b>Total Revenues</b>	<b>56,536</b>	<b>364,000</b>	<b>144,121</b>	<b>364,000</b>	<b>41,311</b>	<b>244,000</b>	<b>-120,000</b>	<b>#DIV/0!</b>
					0			-	#DIV/0!
	<b><u>EXPENDITURES</u></b>								
515.31-10	Legal	95,530	120,000	61,803	120,000	5,501	80,000	(40,000)	-33.33%
515.31-85	Foreclosure Expense	5,000	25,000	589	25,000	0	10,000	(15,000)	-60.00%
515.31-86	Boardups	17,770	27,065	5,620	30,000	0	20,000	(10,000)	-33.33%
515.31-87	Lot Clearing	39,404	31,200	30,970	40,000	2,495	40,000	-	0.00%
515.31-88	Demolition	22,202	33,260	0	45,000	0	25,000	(20,000)	-44.44%
515.34-50	Other Contractual Services	13,009	25,000	13,157	25,000	1,846	15,000	(10,000)	-40.00%
515.34-60	Commissions	268	20,000	2,663	20,000	0	10,000	(10,000)	-50.00%
515.41-30	Postage & Freight	0	500	0	500	0	500	-	0.00%
515.49-10	Advertising	571	7,500	0	7,500	750	2,500	(5,000)	-66.67%
	Department Total	<b>193,754</b>	<b>289,525</b>	<b>114,801</b>	<b>313,000</b>	<b>10,591</b>	<b>203,000</b>	<b>(110,000)</b>	<b>-35.14%</b>
								-	
	<b>Total Expenses</b>	<b>193,754</b>	<b>289,525</b>	<b>114,801</b>	<b>313,000</b>	<b>10,591</b>	<b>203,000</b>	<b>-110,000</b>	<b>-35.14%</b>
					-			-	
	<b>Net Revenues</b>	<b>(137,219)</b>	<b>74,475</b>	<b>29,320</b>	<b>51,000</b>	<b>30,720</b>	<b>41,000</b>	<b>(10,000)</b>	<b>-19.61%</b>
								-	

City of Lake Worth Beach  
Fiscal Year 2023 Budget  
401 Electric

draft

							244,932		
G/L No.	Account Name	FY 2020 Actual	FY 2021 Budget	FY 2021 Actual	FY 2022 Budget	FY 2022 Q1 Actual	FY 2023 Proposed Budget	FY 2023 to FY 2022 Budget Change	% Change
<b><u>REVENUES</u></b>									
341.90-80	NSF and Bank Charges	32,390	15,000	44,303	35,000	7,592	35,000	-	0.00%
341.90-90	Miscellaneous	203,672	253,400	178,152	255,590	0	224,090	(31,500)	-12.32%
343.10-10	Fuel Surcharge/PCA - Residential	9,746,950	10,245,086	10,311,106	9,837,626	2,470,409	10,051,500	213,874	2.17%
343.10-20	Electric Sales - Base Energy Res	22,133,762	22,945,811	23,025,575	22,618,028	5,523,660	23,450,000	831,972	3.68%
343.10-21	Capacity/sb Gas South	699,383	5,037,024	662,874	5,061,617	46,078	3,129,541	(1,932,076)	-38.17%
343.11-10	Fuel Surcharge/PCA - Commercial	5,459,719	5,941,139	5,823,263	6,039,815	1,457,260	5,985,200	(54,615)	-0.90%
343.11-20	Electric Sales - Base Energy Comm	8,152,100	9,001,499	8,811,734	9,042,454	2,197,772	10,850,000	1,807,546	19.99%
	PCA Gross Adjustment						2,233,882	2,233,882	#DIV/0!
343.11-21	Capacity	1,545,798	1,661,759	1,656,768	1,587,989	409,921	0	(1,587,989)	-100.00%
343.11-30	Demand Sales	4,003,649	4,211,152	4,225,695	4,284,163	1,050,719	3,990,000	(294,163)	-6.87%
343.12-10	Street Lighting	345,994	355,000	358,552	355,000	89,788	355,000	-	0.00%
343.15-10	Service Charge	382,899	670,000	721,120	670,000	163,585	670,000	-	0.00%
343.15-20	Penalties/Late Fees	169,006	520,000	453,928	520,000	122,719	520,000	-	0.00%
343.15-40	Private Area Lighting	262,112	250,000	265,015	250,000	65,460	250,000	-	0.00%
354.30-00	Tampering Fines	5,893	15,000	12,827	15,000	4,000	15,000	-	0.00%
361.10-10	Investments	211,370	253,845	4,839	253,845	389	253,845	-	0.00%
369.90-60	FDOT-Reimbursement	178,312	180,000	183,661	192,260	0	194,844	2,584	1.34%
369.90-90	Other	258,936	30,000	516,955	30,000	21,190	30,000	-	0.00%
369.90-93	CAIC	144,377	0	86,313	160,000	10,425	160,000	-	0.00%
382.15-00	Water	381,310	381,310	381,310	381,310	95,327	381,310	-	0.00%
382.30-00	Refuse	32,770	32,770	32,770	32,770	8,192	32,770	-	0.00%
382.60-00	Local Sewer	300,000	300,000	300,000	300,000	75,000	300,000	-	0.00%
	<b>Total Revenues</b>	<b>54,650,402</b>	<b>62,299,795</b>	<b>58,056,759</b>	<b>61,922,467</b>	<b>13,819,488</b>	<b>63,111,982</b>	<b>1,189,515</b>	<b>1.92%</b>
					-			(0.00)	#DIV/0!
<b><u>EXPENDITURES</u></b>									
<b><u>1240- EU; Customer Service</u></b>									
<b>Salaries and Benefits</b>									
12-10	Regular	396,568	434,714	483,800	504,837	141,694	586,822	81,985	16.24%
13-10	Part-time	70,063	72,350	36,266	37,262	0	0	(37,262)	-100.00%
14-10	Standard Overtime	40,350	38,000	50,698	39,140	15,144	39,140	-	0.00%
15-10	Longevity	2,646	3,825	1,500	2,775	0	2,625	(150)	-5.41%
21-00	FICA Taxes	38,410	40,312	41,614	41,471	12,121	47,886	6,415	15.47%
22-10	Defined Benefit Plan	81,786	115,825	113,378	130,260	8,905	147,130	16,870	12.95%
23-00	Life & Health Insurance	79,389	92,179	133,595	88,869	6,808	119,027	30,158	33.93%
24-10	Workers' Compensation	1,190	776	594	895	0	998	103	11.46%
	<i>Subtotal</i>	710,403	797,981	861,445	845,509	184,671	943,627	98,118	11.60%
	<b>Operating</b>						-	-	
513.31-50	Internal IT Support	238,073	208,540	208,540	232,925	58,231	252,657	19,732	8.47%
513.34-50	Other Contractual Services	898,829	935,860	929,371	978,626	238,715	1,126,238	147,612	15.08%
513.40-10	Training/Registration	542	3,930	2,220	2,500	887	2,500	-	0.00%
513.41-30	Postage & Freight	28,530	29,320	29,320	30,000	0	30,000	-	0.00%
513.43-10	Water	13,583	15,403	23,208	15,000	0	15,000	-	0.00%
513.43-20	Sewer	9,218	15,236	12,636	9,000	0	15,000	6,000	66.67%
513.43-30	Electricity	9,681	9,100	7,841	10,100	2,149	9,000	(1,100)	-10.89%
513.43-40	Refuse/Waste Disposal	2,325	2,340	1,942	2,340	0	2,340	-	0.00%
513.44-20	Operating/Capital Leasing	4,254	8,172	8,171	8,200	1,613	8,200	-	0.00%
513.45-10	Property/Liability	42,509	48,885	48,885	50,352	12,588	53,877	3,525	7.00%
513.46-90	Other	230	25,165	25,114	2,500	0	2,500	-	0.00%
513.47-00	Printing & Binding	8,189	7,492	3,209	8,000	340	8,000	-	0.00%
513.48-00	Promotional Activities	34,460	8,425	8,249	15,000	2,300	15,000	-	0.00%
513.49-25	Collection Fees	16,903	20,700	18,070	20,000	4,042	20,000	-	0.00%

City of Lake Worth Beach  
Fiscal Year 2023 Budget  
401 Electric

draft

G/L No.	Account Name	FY 2020 Actual	FY 2021 Budget	FY 2021 Actual	FY 2022 Budget	FY 2022 Q1 Actual	FY 2023 Proposed Budget	FY 2023 to FY 2022	
								Budget Change	% Change
513.51-10	Office Supplies	20,811	20,231	19,676	18,000	0	18,000	-	0.00%
513.52-20	Small Tools & Equipment	0	97	97	600	0	600	-	0.00%
513.52-40	Uniforms	0	0	0	1,250	0	1,250	-	0.00%
513.52-90	Other	363	875	776	600	186	600	-	0.00%
513.56-20	Equipment-Technology	22,339	41,844	27,783	10,000	8,990	10,000	-	0.00%
	<i>Subtotal</i>	1,350,839	1,401,615	1,375,108	1,414,993	330,042	1,590,762	175,769	12.42%
	Department Total	<b>2,061,242</b>	<b>2,199,596</b>	<b>2,236,553</b>	<b>2,260,502</b>	<b>514,713</b>	<b>2,534,389</b>	<b>273,887</b>	12.12%
								-	
<b><u>6010- EU; Administration</u></b>									
<b>Salaries and Benefits</b>									
12-10	Regular	670,029	776,208	421,234	588,824	111,622	436,582	(152,242)	-25.86%
14-10	Standard Overtime	2,499	4,000	2,652	4,120	707	4,120	-	0.00%
15-10	Longevity	2,843	2,925	675	1,500	0	2,355	855	57.00%
15-30	Other Pays	9,468	5,539	5,186	9,180	1,246	7,560	(1,620)	-17.65%
21-00	FICA Taxes	49,891	61,709	29,876	43,934	6,597	31,109	(12,825)	-29.19%
22-10	Defined Benefit Plan	110,728	133,899	132,641	80,153	6,773	54,710	(25,443)	-31.74%
22-20	Defined Contribution Plan	19,345	19,002	11,845	19,572	128	21,838	2,266	11.58%
23-00	Life & Health Insurance	85,652	127,337	126,023	100,184	4,422	59,496	(40,688)	-40.61%
24-10	Workers' Compensation	4,212	3,002	478	911	0	742	(169)	-18.53%
	<i>Subtotal</i>	954,668	1,133,621	730,610	848,378	131,494	618,513	-229,865	-27.09%
	<b>Operating</b>						-	-	
531.31-10	Legal	63,703	58,900	28,416	100,000	3,982	100,000	-	0.00%
531.31-50	Internal IT Support	75,509	88,741	88,741	93,595	23,399	104,166	10,571	11.29%
531.31-90	Professional Services Other	219,292	354,078	218,837	404,160	14,002	413,760	9,600	2.38%
531.32-00	Accounting & Auditing	17,421	26,579	17,559	24,000	2,848	24,000	-	0.00%
531.34-50	Other Contractual Services	117,038	42,800	30,884	56,600	3,728	56,600	-	0.00%
531.40-10	Training/Registration	1,742	7,500	3,205	7,500	0	7,500	-	0.00%
531.40-20	Lodging/Transportation	384	5,000	2,521	5,000	76	5,000	-	0.00%
531.41-30	Postage & Freight	121	1,500	1,739	1,500	0	1,500	-	0.00%
531.43-10	Water	452	450	417	450	0	450	-	0.00%
531.43-20	Sewer	205	190	205	190	0	200	10	5.26%
531.43-30	Electricity	5,338	5,100	9,307	5,100	0	7,500	2,400	47.06%
531.43-40	Refuse/Waste Disposal	436	1,019	400	1,019	0	750	(269)	-26.40%
531.44-20	Operating/Capital Leasing	8,508	10,500	8,767	9,100	400	8,500	(600)	-6.59%
531.45-10	Property/Liability	44,248	50,885	50,885	52,412	13,103	56,080	3,668	7.00%
531.46-10	Buildings	25,014	35,000	12,830	38,000	2,311	38,000	-	0.00%
531.46-21	Equipment-General	0	4,000	0	4,000	0	4,000	-	0.00%
531.46-22	Equipment-Garage	63,354	9,800	55,533	4,900	8,983	0	(4,900)	-100.00%
531.47-00	Printing & Binding	1,109	6,000	871	6,000	21	6,000	-	0.00%
531.48-00	Promotional Activities	2,430	6,000	5,022	11,000	0	11,000	-	0.00%
531.49-10	Advertising	0	2,000	0	2,000	0	2,000	-	0.00%
531.49-90	Other	8,354	10,000	8,825	10,000	0	10,000	-	0.00%
531.51-10	Office Supplies	3,628	10,000	5,289	10,000	1,133	10,000	-	0.00%
531.52-55	Safety Compliance	26,459	25,000	23,000	25,000	5,750	25,000	-	0.00%
531.52-65	Computer Software	0	5,000	0	5,000	0	5,000	-	0.00%
531.54-00	Books, Pub, Subsc, & Memb	44,413	60,650	42,711	55,000	40,884	55,000	-	0.00%
	<i>Subtotal</i>	729,159	826,692	615,962	931,526	120,619	952,006	20,480	2.20%
	Department Total	<b>1,683,827</b>	<b>1,960,313</b>	<b>1,346,572</b>	<b>1,779,904</b>	<b>252,113</b>	<b>1,570,519</b>	<b>-209,385</b>	-11.76%
								-	
<b><u>6020- EU; Engineering</u></b>									
<b>Salaries and Benefits</b>									
12-10	Regular	755,999	1,018,955	721,212	937,351	203,800	1,059,288	121,937	13.01%
13-10	Part-time	12,925	0	16,452	0	0	31,075	31,075	#DIV/0!
14-10	Standard Overtime	1,613	4,000	2,338	4,120	597	4,000	(120)	-2.91%
15-10	Longevity	1,725	1,725	0	0	0	2,775	2,775	#DIV/0!
15-30	Other Pays	1,000	0	442	900	119	4,500	3,600	400.00%

City of Lake Worth Beach  
Fiscal Year 2023 Budget  
401 Electric

draft

G/L No.	Account Name	FY 2020 Actual	FY 2021 Budget	FY 2021 Actual	FY 2022 Budget	FY 2022 Q1 Actual	FY 2023 Proposed Budget	FY 2023 to FY 2022	
								Budget Change	% Change
21-00	FICA Taxes	58,076	81,007	55,538	75,581	15,261	83,719	8,138	10.77%
22-10	Defined Benefit Plan	87,590	232,753	228,924	187,599	12,478	265,589	77,990	41.57%
22-20	401-a Plan	0	0	0	0	0	0	-	#DIV/0!
23-00	Life & Health Insurance	78,154	132,790	131,823	129,923	6,608	139,535	9,612	7.40%
24-10	Workers' Compensation	18,058	14,880	8,093	13,189	0	18,926	5,737	43.49%
	<i>Subtotal</i>	1,015,141	1,486,110	1,164,822	1,348,663	238,863	1,609,406	260,743	19.33%
<b>Operating</b>							-	(0.00)	
531.31-50	Internal IT Support	52,728	65,298	65,298	64,813	16,203	71,742	6,929	10.69%
531.31-90	Professional Services Other	19,417	0	0	10,000	4,400	10,000	-	0.00%
531.34-50	Other Contractual Services	116,200	163,000	114,696	265,000	14,767	90,000	(175,000)	-66.04%
531.40-10	Training/Registration	2,820	3,860	2,000	12,000	1,500	15,000	3,000	25.00%
531.40-20	Lodging/Transportation	3,072	0	0	4,000	879	4,000	-	0.00%
531.41-30	Postage & Freight	856	1,000	523	1,000	0	1,000	-	0.00%
531.43-10	Water	119	115	110	115	0	115	-	0.00%
531.43-20	Sewer	54	50	54	50	0	50	-	0.00%
531.43-30	Electricity	1,406	1,300	2,451	1,300	0	1,300	-	0.00%
531.43-40	Refuse/Waste Disposal	115	110	105	110	0	110	-	0.00%
531.45-10	Property /Liability	2,753	3,167	3,167	3,262	815	3,490	228	7.00%
531.46-21	Equipment-General	0	500	0	500	0	500	-	0.00%
531.46-22	Equipment-Garage	28,500	28,500	28,500	26,500	4,750	41,200	14,700	55.47%
531.52-10	Gas, Lubricants & Oil	1,525	500	2,104	3,600	526	3,600	-	0.00%
531.52-20	Small Tools & Equipment	1,592	5,000	2,363	5,000	120	5,000	-	0.00%
531.54-00	Books, Pub, Subsc, & Memb	99	1,000	0	1,000	0	1,000	-	0.00%
531.56-20	Equipment-Technology	78,621	172,500	140,136	169,500	7,953	170,000	500	0.29%
	<i>Subtotal</i>	309,877	445,900	361,507	567,750	51,914	418,107	-149,643	-26.36%
	Department Total	1,325,019	1,932,010	1,526,329	1,916,413	290,777	2,027,513	111,100	5.80%
								(0.00)	
<b>6030- EU; Warehouse</b>									
<b>Salaries and Benefits</b>									
12-10	Regular	5,224	0	146,143	134,576	35,065	142,223	7,647	5.68%
14-10	Standard Overtime	319	0	3,746	0	1,078	3,000	3,000	#DIV/0!
	Longevity						270	270	#DIV/0!
21-00	FICA Taxes	403	0	11,205	10,295	2,714	11,110	815	7.91%
22-10	Defined Benefit Plan	0	0	3,266	32,337	2,213	35,659	3,322	10.27%
23-00	Life & Health Insurance	0	0	1,754	23,632	1,327	24,973	1,341	5.67%
24-10	Workers' Compensation	0	0	0	2,273	0	2,475	202	8.87%
	<i>Subtotal</i>	5,946	0	166,114	203,113	42,396	219,709	16,596	8.17%
<b>Operating</b>							-	-	
531.34-50	Other Contractual Services	0	0	0	6,000	2,523	6,000	-	0.00%
531.40-10	Training/Registration	0	3,000	600	7,500	0	7,500	-	0.00%
531.41-30	Postage & Freight	0	7,500	3,937	3,500	0	3,500	-	0.00%
531.44-20	Operating/Capital Leasing	0	0	0	8,500	0	0	(8,500)	-100.00%
531.46-21	Equipment-General	0	32,500	33,120	67,500	0	67,500	-	0.00%
531.46-22	Equipment-Garage	0	0	0	6,900	0	6,900	-	0.00%
531.46-91	Warehouse Issues Supplies	0	5,000	2,193	5,000	166	15,000	10,000	200.00%
531.47-00	Printing & Binding	0	1,000	461	1,000	0	1,000	-	0.00%
531.49-90	Other	0	250	0	250	0	250	-	0.00%
531.51-10	Office Supplies	0	0	0	2,000	0	2,000	-	0.00%
531.52-20	Small Tools & Equipment	0	35,000	26,307	25,000	0	25,000	-	0.00%
531.52-90	Other	0	28,000	27,466	13,500	0	13,500	-	0.00%
531.54-00	Books, Pub, Subsc, & Memb	0	150	0	2,400	0	2,400	-	0.00%
	<i>Subtotal</i>	0	112,400	94,083	149,050	2,689	150,550	1,500	1.01%
	Department Total	5,946	112,400	260,198	352,163	45,085	370,259	18,096	5.14%
								-	
<b>6031- EU; Power Generation</b>									
<b>Salaries and Benefits</b>									

City of Lake Worth Beach  
Fiscal Year 2023 Budget  
401 Electric

draft

G/L No.	Account Name	FY 2020 Actual	FY 2021 Budget	FY 2021 Actual	FY 2022 Budget	FY 2022 Q1 Actual	FY 2023 Proposed Budget	FY 2023 to FY 2022	
								Budget Change	% Change
12-10	Regular	819,842	921,789	907,969	956,067	220,834	988,141	32,074	3.35%
14-10	Standard Overtime	73,677	125,000	101,932	128,750	20,276	128,750	-	0.00%
15-10	Longevity	9,111	9,150	5,979	1,125	0	5,325	4,200	373.33%
15-30	Other Pays	6,501	5,270	6,319	4,500	1,103	4,500	-	0.00%
21-00	FICA Taxes	67,654	73,282	73,428	73,139	18,070	85,442	12,303	16.82%
22-10	Defined Benefit Plan	216,390	183,177	178,665	200,063	18,010	247,750	47,687	23.84%
22-20	401-a Plan	10,250	11,987	7,366	12,347	0	0	(12,347)	-100.00%
23-00	Life & Health Insurance	147,618	171,075	169,814	170,348	7,531	180,469	10,121	5.94%
24-10	Workers' Compensation	17,865	12,919	9,403	15,147	0	16,128	981	6.48%
	<i>Subtotal</i>	1,368,908	1,513,649	1,460,874	1,561,486	285,824	1,656,506	95,020	6.09%
<b>Operating</b>							-	-	
531.31-50	Internal IT Support	33,304	49,924	49,924	81,490	20,372	91,771	10,281	12.62%
531.31-70	Environmental Compl	63,893	71,330	60,322	93,330	683	93,330	-	0.00%
531.31-90	Professional Services Other	10,438	8,000	6,899	8,000	738	8,000	-	0.00%
531.34-20	Purchase Power OUC	0	8,051,368	9,360,463	9,815,125	2,003,372	12,094,016	2,278,891	23.22%
531.34-22	F.P&L Transmission Cost	0	2,499,945	2,232,634	2,114,309	402,047	2,114,309	-	0.00%
531.34-23	Purchase Power Stanton	0	2,478,288	2,545,158	2,428,222	479,867	2,122,693	(305,529)	-12.58%
531.34-25	Purchase Power St. Lucie Nuclear	0	11,935,429	10,842,139	10,734,240	1,858,250	8,408,488	(2,325,752)	-21.67%
531.34-27	FPU - Gas Distribution	0	510,000	486,715	467,942	79,412	462,369	(5,573)	-1.19%
531.34-29	Gas South	0	4,778,784	283,431	4,731,745	0	2,812,747	(1,918,998)	-40.56%
531.34-30	Pur Power - FMPA Solar I	0	0	0	0	0	269,480	269,480	#DIV/0!
531.34-31	Pur Power - FMPA Solar II	0	0	0	0	0	0	-	#DIV/0!
531.34-50	Other Contractual Services	26,237	18,950	13,405	124,763	4,383	251,150	126,387	101.30%
531.40-10	Training/Registration	0	0	0	14,000	0	14,000	-	0.00%
531.40-30	Other	0	0	262	2,500	175	2,500	-	0.00%
531.41-30	Postage & Freight	264	2,500	1,875	2,500	276	2,500	-	0.00%
531.43-10	Water	39,584	65,000	70,449	75,000	10,179	75,000	-	0.00%
531.43-20	Sewer	67,013	65,700	71,653	60,000	18,019	70,000	10,000	16.67%
531.43-30	Electricity	4,661	6,500	6,516	6,500	1,110	6,500	-	0.00%
531.43-40	Refuse/Waste Disposal	8,421	8,000	8,421	8,000	1,889	8,000	-	0.00%
531.43-50	Natural Gas	32,031	342,202	375,785	250,000	10,138	250,000	-	0.00%
531.44-20	Operating/Capital Leasing	6,500	6,256	4,406	7,000	829	5,000	(2,000)	-28.57%
531.45-10	Property/Liability	576,169	662,595	662,595	682,473	170,618	730,246	47,773	7.00%
531.46-10	Buildings	8,064	16,325	14,569	15,000	0	15,000	-	0.00%
531.46-21	Equipment-General	9,226	27,065	27,621	30,775	11,547	30,775	-	0.00%
531.46-22	Equipment-Garage	9,800	6,900	9,800	6,900	1,633	6,900	-	0.00%
531.46-51	Boiler Plant	15,179	8,440	8,436	25,000	11,450	25,000	-	0.00%
531.46-52	Electrical Plant	81,564	66,696	68,170	98,200	1,297	98,200	-	0.00%
531.46-53	Steam Plant	10,509	19,350	17,340	20,000	2,821	20,000	-	0.00%
531.46-54	Other Plant	22,112	13,393	12,979	25,000	0	25,000	-	0.00%
531.47-00	Printing & Binding	241	43	27	2,500	250	2,500	-	0.00%
531.49-10	Advertising	0	0	0	2,000	0	2,000	-	0.00%
531.51-10	Office Supplies	265	2,000	452	2,000	0	2,000	-	0.00%
531.51-20	Office Furniture	0	20	0	500	0	500	-	0.00%
531.52-10	Gas, Lubricants & Oil	608	8,417	8,307	1,500	14	1,500	-	0.00%
531.52-12	Lubricants	6,342	1,700	1,699	2,500	1,515	2,500	-	0.00%
531.52-20	Small Tools & Equipment	7,460	5,201	5,634	5,000	296	5,000	-	0.00%
531.52-30	Chemicals	3,216	11,200	11,112	9,000	9,361	10,000	1,000	11.11%
531.52-40	Uniforms	3,311	2,930	3,573	2,500	1,312	2,500	-	0.00%
531.52-60	Lab	762	1,525	1,191	2,500	793	2,500	-	0.00%
531.52-90	Other	40,097	46,534	46,159	34,685	12,737	34,685	-	0.00%
531.54-00	Books, Pub, Subsc, & Memb	0	0	0	60,000	60,000	60,000	-	0.00%
	<i>Subtotal</i>	1,087,272	31,798,510	27,320,122	32,052,699	5,177,383	30,238,659	-1,814,040	-5.66%
	<b>Department Total</b>	<b>2,456,180</b>	<b>33,312,159</b>	<b>28,780,996</b>	<b>33,614,185</b>	<b>5,463,207</b>	<b>31,895,165</b>	<b>-1,719,020</b>	<b>-5.11%</b>
								-	
<b>6033- EU; Power Operations</b>									

City of Lake Worth Beach  
Fiscal Year 2023 Budget  
401 Electric

draft

G/L No.	Account Name	FY 2020 Actual	FY 2021 Budget	FY 2021 Actual	FY 2022 Budget	FY 2022 Q1 Actual	FY 2023 Proposed Budget	FY 2023 to FY 2022	
								Budget Change	% Change
<b>Salaries and Benefits</b>									
12-10	Regular	600,125	612,169	606,015	630,551	146,137	1,062,802	432,251	68.55%
13-10	Part-time	0	0	0	0	0	0	-	#DIV/0!
14-10	Standard Overtime	61,268	83,600	77,160	86,108	23,799	120,000	33,892	39.36%
15-10	Longevity	7,350	6,825	7,875	4,950	0	3,225	(1,725)	-34.85%
15-30	Other Pays	4,525	4,613	4,030	4,500	1,038	4,500	-	0.00%
21-00	FICA Taxes	50,059	48,667	51,343	48,237	12,616	90,484	42,247	87.58%
22-10	Defined Benefit Plan	189,383	139,834	136,655	151,513	11,325	266,470	114,957	75.87%
22-20	401-a Plan	0	0	0	0	0	0	-	#DIV/0!
23-00	Life & Health Insurance	86,599	97,152	95,490	105,425	10,368	155,638	50,213	47.63%
24-10	Workers' Compensation	15,173	9,633	7,364	10,652	0	18,292	7,640	71.72%
	<i>Subtotal</i>	1,014,483	1,002,493	985,933	1,041,936	205,283	1,721,412	679,476	65.21%
<b>Operating</b>									
531.31-50	Internal IT Support	91,763	85,653	85,653	66,761	16,690	73,160	6,399	9.58%
531.31-90	Professional Services Other	249,733	251,405	247,236	441,201	67,151	519,761	78,560	17.81%
531.34-10	Maintenance	4,711	5,095	2,947	6,500	877	6,500	-	0.00%
531.34-50	Other Contractual Services	520	3,600	2,640	3,600	1,720	705,800	702,200	19505.56%
531.40-10	Training/Registration	16,278	18,440	16,300	50,000	2,000	25,000	(25,000)	-50.00%
531.41-10	Telephone	1,713	1,850	1,165	2,650	0	2,650	-	0.00%
531.43-10	Water	1,271	1,400	1,886	1,400	392	1,400	-	0.00%
531.43-20	Sewer	312	400	647	400	77	400	-	0.00%
531.43-30	Electricity	17,076	20,000	19,877	20,000	5,118	20,000	-	0.00%
531.43-40	Refuse/Waste Disposal	9,412	9,500	8,945	9,500	2,551	9,500	-	0.00%
531.44-20	Operating/Capital Leasing	4,200	3,200	2,529	3,200	744	3,200	-	0.00%
531.45-10	Property/Liability	34,452	39,620	39,620	40,809	10,202	43,666	2,857	7.00%
531.46-10	Buildings	1,573	1,000	350	1,000	165	1,000	-	0.00%
531.46-21	Equipment-General	328	1,000	539	1,000	0	1,000	-	0.00%
531.46-24	Equipment-Utilities	830	1,500	1,494	1,000	0	1,000	-	0.00%
531.47-00	Printing & Binding	1,183	1,000	717	1,000	201	1,000	-	0.00%
531.51-10	Office Supplies	1,846	3,906	1,690	2,000	3,118	2,000	-	0.00%
531.52-20	Small Tools & Equipment	382	250	0	250	0	250	-	0.00%
531.56-20	Equipment-Technology	484	1,934	1,933	3,000	0	3,000	-	0.00%
	<i>Subtotal</i>	438,066	450,753	436,168	655,271	111,007	1,420,287	765,016	116.75%
	<b>Department Total</b>	<b>1,452,549</b>	<b>1,453,246</b>	<b>1,422,101</b>	<b>1,697,207</b>	<b>316,290</b>	<b>3,141,699</b>	<b>1,444,492</b>	<b>85.11%</b>
								-	
<b>6034- EU; Distribution</b>									
<b>Salaries and Benefits</b>									
12-10	Regular	2,016,082	2,715,518	2,149,593	2,270,087	513,478	2,078,614	(191,473)	-8.43%
13-10	Part-time	59,730	63,201	35,113	65,096	0	67,053	1,957	3.01%
14-10	Standard Overtime	648,602	385,000	686,449	396,550	161,110	408,446	11,896	3.00%
15-10	Longevity	2,960	3,037	2,181	1,500	0	10,275	8,775	585.00%
15-30	Other Pays	11,110	2,060	21,778	4,500	6,776	3,600	(900)	-20.00%
21-00	FICA Taxes	210,758	220,908	208,324	178,642	50,941	195,390	16,748	9.37%
22-10	Defined Benefit Plan	1,594,065	634,724	-813,457	545,473	52,419	521,158	(24,315)	-4.46%
22-20	401-a Plan	0	0	2,236	0	1,118	0	-	#DIV/0!
23-00	Life & Health Insurance	270,632	420,391	416,648	340,196	24,066	332,491	(7,705)	-2.26%
24-10	Workers' Compensation	57,104	42,024	28,588	35,890	0	33,559	(2,331)	-6.49%
	<i>Subtotal</i>	4,871,043	4,486,863	2,737,454	3,837,934	809,909	3,650,587	-187,347	-4.88%
<b>Operating</b>									
531.31-15	Equipment Test	6,010	12,000	9,061	15,000	0	15,000	-	0.00%
531.31-50	Internal IT Support	48,024	24,314	24,314	48,875	12,219	53,534	4,659	9.53%
531.31-70	Environmental Compl	4,466	5,000	2,791	5,000	54	5,000	-	0.00%
531.31-90	Professional Services Other	15,803	559,000	533,831	100,000	13,365	100,000	-	0.00%
531.34-10	Maintenance	1,042,223	831,000	885,921	937,000	135,947	937,000	-	0.00%
531.34-50	Other Contractual Services	37,546	135,000	83,989	115,250	27,507	115,250	-	0.00%



City of Lake Worth Beach  
Fiscal Year 2023 Budget  
401 Electric

draft

G/L No.	Account Name	FY 2020 Actual	FY 2021 Budget	FY 2021 Actual	FY 2022 Budget	FY 2022 Q1 Actual	FY 2023 Proposed Budget	FY 2023 to FY 2022	
								Budget Change	% Change
531.34-75	Right of Way	22,534	26,000	23,210	26,000	0	26,000	-	0.00%
531.40-10	Training/Registration	-70	22,500	10,619	7,500	2,500	22,500	15,000	200.00%
531.41-30	Postage & Freight	13,502	22,500	11,378	7,500	2,513	7,500	-	0.00%
531.43-10	Water	4,411	4,300	6,605	4,300	382	4,300	-	0.00%
531.43-20	Sewer	1,303	1,200	2,602	1,200	0	1,200	-	0.00%
531.43-30	Electricity	37,850	40,000	64,612	40,000	1,670	30,000	(10,000)	-25.00%
531.43-40	Refuse/Waste Disposal	3,495	30,500	19,288	5,500	2,012	25,000	19,500	354.55%
531.44-30	Vehicles	7,987	18,000	15,581	31,000	0	31,000	-	0.00%
531.45-10	Property/Liability	78,905	90,741	90,741	93,463	23,366	100,005	6,542	7.00%
531.46-10	Buildings	0	2,000	0	10,000	0	10,000	-	0.00%
531.46-21	Equipment-General	93	4,000	0	37,500	0	37,500	-	0.00%
531.46-22	Equipment-Garage	93,500	67,000	90,099	60,100	14,433	53,200	(6,900)	-11.48%
531.46-25	Small Equipment	7,580	5,000	4,828	5,000	240	5,000	-	0.00%
531.46-26	Heavy Equipment	37,683	40,000	68,777	25,000	8,955	25,000	-	0.00%
531.46-27	Heavy Equip-ext repairs	107,826	133,000	123,683	100,000	7,584	100,000	-	0.00%
531.46-40	Infrastructure	10,814	16,100	13,681	5,000	2,375	5,000	-	0.00%
531.46-71	Substation Equipment	292,906	267,000	275,001	385,000	51,478	267,000	(118,000)	-30.65%
531.46-72	Poles, Towers & Fixtures	299,328	265,000	556,620	300,000	100,390	265,000	(35,000)	-11.67%
531.46-73	Overhead Conductors	31,863	65,000	51,311	115,000	13,755	65,000	(50,000)	-43.48%
531.46-74	Underground Conductors	8,494	30,000	44,090	105,000	8,078	30,000	(75,000)	-71.43%
531.46-75	Line Transformers	233,320	220,000	334,069	342,000	39,717	220,000	(122,000)	-35.67%
531.46-76	Services	0	2,000	1,042	5,000	0	5,000	-	0.00%
531.46-91	Warehouse Issues	9,421	5,000	1,938	10,000	215	0	(10,000)	-100.00%
531.47-00	Printing & Binding	1,420	1,000	1,056	2,000	116	2,000	-	0.00%
531.49-10	Advertising	2,380	2,500	1,472	2,500	0	2,500	-	0.00%
531.49-90	Other	0	250	32	500	24	500	-	0.00%
531.52-10	Gas, Lubricants & Oil	53,204	55,000	53,992	70,000	10,491	70,000	-	0.00%
531.52-20	Small Tools & Equipment	112,218	107,500	96,044	45,000	18,171	45,000	-	0.00%
531.52-30	Chemicals	0	1,000	0	1,000	0	1,000	-	0.00%
531.52-40	Uniforms	26,764	30,500	28,606	50,000	6,704	50,000	-	0.00%
531.52-90	Other	54,959	48,000	56,421	28,000	18,853	31,900	3,900	13.93%
531.54-00	Books, Pub, Subsc, & Memb	3,955	4,650	4,615	2,400	3,850	2,400	-	0.00%
	<i>Subtotal</i>	<i>2,711,716</i>	<i>3,193,555</i>	<i>3,591,920</i>	<i>3,143,588</i>	<i>526,963</i>	<i>2,766,289</i>	<i>-377,299</i>	<i>-12.00%</i>
	<b>Department Total</b>	<b>7,582,759</b>	<b>7,680,418</b>	<b>6,329,373</b>	<b>6,981,522</b>	<b>1,336,872</b>	<b>6,416,876</b>	<b>-564,646</b>	<b>-8.09%</b>
								-	
<b>6035- EU; Meter Shop</b>									
<b>Salaries and Benefits</b>									
12-10	Regular	555,399	490,760	556,352	537,439	152,045	582,711	45,272	8.42%
13-10	Part-time	58,954	110,903	55,340	114,241	0	117,673	3,432	3.00%
14-10	Standard Overtime	19,496	10,000	34,007	10,300	4,188	20,000	9,700	94.17%
15-10	Longevity	10,369	7,616	3,873	2,925	0	5,325	2,400	82.05%
21-00	FICA Taxes	49,085	47,832	48,589	49,854	11,641	55,109	5,255	10.54%
22-10	Defined Benefit Plan	142,641	137,434	134,774	129,140	17,348	146,099	16,959	13.13%
23-00	Life & Health Insurance	103,285	125,182	124,245	114,920	5,987	127,325	12,405	10.79%
24-10	Workers' Compensation	13,404	9,598	6,476	9,811	0	10,916	1,105	11.27%
	<i>Subtotal</i>	<i>952,633</i>	<i>939,325</i>	<i>963,656</i>	<i>968,630</i>	<i>191,208</i>	<i>1,065,159</i>	<i>96,529</i>	<i>9.97%</i>
<b>Operating</b>									
531.31-15	Equipment Test	727	2,000	0	2,000	0	2,000	-	0.00%
531.31-50	Internal IT Support	13,455	53,072	53,072	87,849	21,962	100,501	12,652	14.40%
531.31-90	Professional Services Other	59,459	170,000	48,290	170,000	37,506	165,000	(5,000)	-2.94%
531.34-10	Maintenance	4,211	5,000	4,421	5,000	0	5,400	400	8.00%
531.34-50	Other Contractual Services	0	0	0	15,000	2,522	15,000	-	0.00%
531.40-10	Training/Registration	0	4,500	2,221	500	0	500	-	0.00%
531.40-20	Lodging/Transportation	0	500	0	500	258	500	-	0.00%
531.41-20	Mobile Radios	0	1,000	340	1,000	0	1,000	-	0.00%
531.41-30	Postage & Freight	284	3,000	1,915	1,000	116	1,000	-	0.00%

City of Lake Worth Beach  
Fiscal Year 2023 Budget  
401 Electric

draft

G/L No.	Account Name	FY 2020 Actual	FY 2021 Budget	FY 2021 Actual	FY 2022 Budget	FY 2022 Q1 Actual	FY 2023 Proposed Budget	FY 2023 to FY 2022	
								Budget Change	% Change
531.45-10	Property/Liability	0	22,150	22,150	22,815	5,704	24,412	1,597	7.00%
531.46-22	Equipment-Garage	0	53,900	0	49,000	0	49,000	-	0.00%
531.46-25	Small Equipment	481	1,000	988	1,000	1,131	1,000	-	0.00%
531.46-77	Meters	125,484	163,000	162,241	165,000	24,409	165,000	-	0.00%
531.46-79	Street Lights & School Signal	0	5,000	0	5,000	0	5,000	-	0.00%
531.52-10	Gas, Lubricants & Oil	0	7,500	6,300	7,500	0	7,500	-	0.00%
531.52-20	Small Tools & Equipment	2,346	3,000	1,753	3,000	828	3,000	-	0.00%
531.52-40	Uniforms	7,315	11,000	9,153	15,000	53	15,000	-	0.00%
	<i>Subtotal</i>	213,763	505,622	312,844	551,164	94,488	560,813	9,649	1.75%
	<b>Department Total</b>	<b>1,166,396</b>	<b>1,444,947</b>	<b>1,276,499</b>	<b>1,519,794</b>	<b>285,696</b>	<b>1,625,972</b>	<b>106,178</b>	<b>6.99%</b>
								-	
<b>6090 / 9010 EU; NonDepartmental</b>									
	<b>Operating</b>							-	
591.58-30	Client Refund Interest Expense	49,602	40,000	25,154	40,000	42,670	40,000	-	0.00%
	<i>Subtotal</i>	<b>49,602</b>	<b>40,000</b>	<b>25,154</b>	<b>40,000</b>	<b>42,670</b>	<b>40,000</b>	<b>-</b>	<b>0.00%</b>
								-	
519.58-70	Bank Charges and Fees	428,983	133,333	164,466	25,000	27,816	25,000	-	0.00%
519.71-20	Debt	0	0	0	3,007,418	0	4,878,140	1,870,722	62.20%
531.34-95	Interfund Admins Services	1,814,900	1,924,900	1,924,900	2,235,393	558,848	3,292,560	1,057,167	47.29%
531.49-70	Contribution to General Fund	4,536,491	4,536,491	4,536,491	4,953,797	1,238,449	5,048,959	95,162	1.92%
	<i>Subtotal</i>	<b>6,780,374</b>	<b>6,594,724</b>	<b>6,625,857</b>	<b>10,221,608</b>	<b>1,825,114</b>	<b>13,244,659</b>	<b>3,023,051</b>	<b>29.58%</b>
								-	
	<b>Total Expenses</b>	<b>24,563,895</b>	<b>56,729,813</b>	<b>49,829,631</b>	<b>60,383,298</b>	<b>10,372,538</b>	<b>62,867,050</b>	<b>2,483,752</b>	<b>4.11%</b>
					(0.43)			0.00	
	<b>Net Revenues</b>	<b>30,086,507</b>	<b>5,569,982</b>	<b>8,227,128</b>	<b>1,539,169</b>	<b>3,446,950</b>	<b>244,932</b>	<b>(1,294,237)</b>	<b>-84.09%</b>
								(0.00)	

City of Lake Worth Beach  
Fiscal Year 2023 Budget  
402 Water

draft

							4,294,012		
G/L No.	Account Name	FY 2020 Actual	FY 2021 Budget	FY 2021 Actual	FY 2022 Budget	FY 2022 Q1 Actual	FY 2023 Proposed Budget	FY 2023 to FY 2022 Budget Change	% Change
<b><u>REVENUES</u></b>									
329.10-00	Other Permits and Fees	0	2,000	0	2,000	0	2,000	-	0.00%
343.30-10	Metered	14,650,886	15,873,955	15,461,758	16,469,228	3,671,875	16,551,575	82,347	0.50%
343.30-50	Service Charge	134,977	170,000	151,236	170,000	25,371	170,000	-	0.00%
361.10-10	Investments	97,555	145,866	12,253	145,000	409	145,000	-	0.00%
363.23-10	Residential	332,252	128,065	231,236	128,065	21,808	328,000	199,935	156.12%
363.23-11	Commercial	131,724	9,513	63,909	9,500	0	59,500	50,000	526.32%
369.90-90	Other	0	15,000	38,539	15,000	0	15,000	-	0.00%
	<b>Total Revenues</b>	<b>15,347,393</b>	<b>16,344,399</b>	<b>15,958,931</b>	<b>16,938,793</b>	<b>3,719,463</b>	<b>17,271,075</b>	<b>332,282</b>	<b>1.96%</b>
					-			-	#DIV/0!
<b><u>EXPENDITURES</u></b>									
<b><u>7010- Water Utility Administration</u></b>									
<b>Salaries and Benefits</b>									
12-10	Regular	486,195	524,882	491,914	539,278	124,299	502,914	(36,364)	-6.74%
15-10	Longevity	294	0	770	525	0	1,699	1,174	223.57%
15-30	Other Pays	8,263	8,115	7,430	10,980	827	6,705	(4,275)	-38.93%
21-00	FICA Taxes	35,826	41,728	36,000	40,940	9,129	38,473	(2,467)	-6.03%
22-10	Defined Benefit Plan	25,743	69,324	68,521	77,191	6,760	70,849	(6,342)	-8.22%
22-20	401-a Plan	20,531	20,769	16,539	21,392	2,579	22,033	641	3.00%
23-00	Life & Health Insurance	68,396	108,447	124,614	83,195	7,230	77,282	(5,913)	-7.11%
24-10	Workers' Compensation	12,336	12,482	6,657	10,384	0	7,091	(3,293)	-31.71%
	<i>Subtotal</i>	657,586	785,747	752,446	783,885	150,824	727,047	-56,838	-7.25%
<b>Operating</b>									
533.31-10	Legal	5,573	95,000	1,253	45,000	0	20,000	(25,000)	-55.56%
533.31-50	Internal IT Support	24,392	58,601	58,601	58,836	14,709	64,350	5,514	9.37%
533.31-90	Professional Services Other	95,339	300,254	182,753	258,700	9,280	235,843	(22,857)	-8.84%
533.32-00	Accounting & Auditing	25,306	32,694	24,588	30,000	3,989	30,000	-	0.00%
533.34-50	Other Contractual Services	117,324	86,400	35,100	148,800	11,446	148,000	(800)	-0.54%
533.40-10	Training/Registration	1,535	6,000	2,939	6,000	740	6,000	-	0.00%
533.40-20	Lodging/Transportation	0	2,000	0	2,000	0	2,000	-	0.00%
533.44-20	Operating/Capital Leasing	191	3,000	1,570	3,000	1,297	3,000	-	0.00%
533.46-21	Equipment-General	0	2,000	0	3,000	0	3,000	-	0.00%
533.46-22	Equipment-Garage	0	0	0	9,800	0	9,800	-	0.00%
533.47-00	Printing & Binding	0	4,500	0	4,500	0	4,500	-	0.00%
533.48-00	Promotional Activities	4,903	9,500	4,731	9,500	0	5,000	(4,500)	-47.37%
533.49-10	Advertising	2,100	2,500	0	2,500	0	2,500	-	0.00%
533.51-10	Office Supplies	962	7,000	3,307	6,000	0	2,000	(4,000)	-66.67%
533.52-90	Other	228	2,000	0	2,000	0	2,000	-	0.00%
533.54-00	Books, Publ, Subsc & Memb	475	1,500	770	1,500	0	1,500	-	0.00%
533.64-40	Misc. Equipment	0	3,890	0	4,000	0	4,000	-	0.00%
	<i>Subtotal</i>	278,328	616,839	315,611	595,136	41,461	543,493	-51,643	-8.68%
	<b>Department Total</b>	<b>935,914</b>	<b>1,402,586</b>	<b>1,068,057</b>	<b>1,379,021</b>	<b>192,284</b>	<b>1,270,540</b>	<b>-108,481</b>	<b>-7.87%</b>
								-	
<b><u>7021- Water Utility Production</u></b>									
<b>Operating</b>									
533.43-10	Water	42,318	1,100	0	1,100	0	1,100	-	0.00%
533.43-30	Electricity	118,781	150,000	156,576	155,625	39,253	160,000	4,375	2.81%
533.45-10	Property/Liability	0	30,000	30,000	30,000	7,500	32,100	2,100	7.00%
533.46-10	Buildings	9,075	5,000	0	5,000	0	5,000	-	0.00%
533.46-21	Equipment-General	15,302	10,000	10,736	10,000	0	10,000	-	0.00%
533.46-22	Equipment-Garage	6,900	6,900	6,900	6,900	1,150	0	(6,900)	-100.00%

City of Lake Worth Beach  
Fiscal Year 2023 Budget  
402 Water

draft

G/L No.	Account Name	FY 2020 Actual	FY 2021 Budget	FY 2021 Actual	FY 2022 Budget	FY 2022 Q1 Actual	FY 2023 Proposed Budget	FY 2023 to FY 2022 Budget Change	% Change
533.46-46	Wells	106,389	134,402	115,529	100,000	13,456	120,000	20,000	20.00%
	Department Total	<b>298,764</b>	<b>337,402</b>	<b>319,741</b>	<b>308,625</b>	<b>61,359</b>	<b>328,200</b>	<b>19,575</b>	<b>6.34%</b>
								-	
<b><u>7022- Water Utility Treatment</u></b>									
<b>Salaries and Benefits</b>									
12-10	Regular	1,221,562	1,196,648	1,158,747	1,222,168	257,144	1,244,937	22,769	1.86%
14-10	Standard Overtime	126,444	77,000	87,495	92,000	21,161	92,000	-	0.00%
15-10	Longevity	8,393	7,280	588	3,000	0	9,188	6,188	206.25%
21-00	FICA Taxes	102,481	95,134	95,892	93,496	19,355	102,276	8,780	9.39%
22-10	Defined Benefit Plan	795,484	273,342	-175,146	293,672	25,516	312,135	18,463	6.29%
23-00	Life & Health Insurance	173,308	200,635	198,439	234,905	12,801	267,680	32,775	13.95%
24-10	Workers' Compensation	59,243	37,338	29,233	41,535	0	43,567	2,032	4.89%
	Subtotal	2,486,915	1,887,377	1,395,249	1,980,776	335,978	2,071,783	91,007	4.59%
<b>Operating</b>							-	0.00	
533.31-50	Internal IT Support	56,419	62,386	62,386	62,644	15,661	70,279	7,635	12.19%
533.31-90	Professional Services Other	36,115	58,810	51,320	50,300	7,177	50,300	-	0.00%
533.34-50	Other Contractual Services	149,709	198,148	127,219	246,400	92,569	247,126	726	0.29%
533.34-75	Right of Way	888	950	915	950	0	950	-	0.00%
533.40-10	Training/Registration	4,727	5,000	2,029	5,000	0	5,000	-	0.00%
533.41-30	Postage & Freight	20,173	12,000	9,187	12,000	4,185	12,000	-	0.00%
533.43-10	Water	181,726	250,000	164,062	250,000	23,958	200,000	(50,000)	-20.00%
533.43-30	Electricity	547,895	510,000	553,697	510,000	139,356	560,000	50,000	9.80%
533.43-40	Refuse/Waste Disposal	250	1,500	791	1,500	446	1,500	-	0.00%
533.44-20	Operating/Capital Leasing	0	1,000	0	1,000	0	1,000	-	0.00%
533.45-10	Property/Liability	401,004	461,154	461,154	461,155	115,289	493,436	32,281	7.00%
533.46-10	Buildings	13,875	15,000	5,955	15,000	0	15,000	-	0.00%
533.46-21	Equipment-General	174,263	185,000	168,765	190,000	26,514	190,000	-	0.00%
533.46-22	Equipment-Garage	58,350	36,300	59,900	24,500	9,983	31,400	6,900	28.16%
533.46-26	Heavy Equipment	1,496	800	1,740	800	147	1,800	1,000	125.00%
533.47-00	Printing & Binding	4,508	8,000	7,354	8,000	1,608	8,000	-	0.00%
533.49-10	Advertising	1,121	1,500	725	1,500	0	1,500	-	0.00%
533.51-10	Office Supplies	1,719	2,000	0	2,000	0	2,000	-	0.00%
533.52-10	Gas, Lubricants & Oil	12,745	25,000	21,855	25,000	1,205	25,000	-	0.00%
533.52-20	Small Tools & Equipment	6,911	12,000	7,939	12,000	0	12,000	-	0.00%
533.52-30	Chemicals	445,220	485,600	432,166	504,500	100,420	504,500	-	0.00%
533.52-40	Uniforms	5,451	10,000	9,251	10,000	1,693	10,000	-	0.00%
533.52-60	Lab	65,730	80,000	59,871	80,000	7,381	70,000	(10,000)	-12.50%
533.52-90	Other	53,613	70,000	63,169	60,000	3,744	60,000	-	0.00%
533.54-00	Books, Publ, Subsc & Memb	1,645	2,500	997	2,500	100	2,000	(500)	-20.00%
	Subtotal	2,245,553	2,494,648	2,272,447	2,536,749	551,435	2,574,791	38,042	1.50%
	Department Total	<b>4,732,468</b>	<b>4,382,025</b>	<b>3,667,696</b>	<b>4,517,525</b>	<b>887,413</b>	<b>4,646,574</b>	<b>129,049</b>	<b>2.86%</b>
								0.00	
<b><u>7034- Water Utility Distribution</u></b>									
<b>Salaries and Benefits</b>									
12-10	Regular	615,465	629,126	631,726	665,537	145,247	689,868	24,331	3.66%
13-10	Part-time	0	0	0	0	0	0	-	#DIV/0!
14-10	Standard Overtime	134,238	90,000	107,349	75,000	19,393	100,000	25,000	33.33%
15-10	Longevity	2,868	2,121	887	0	0	7,125	7,125	#DIV/0!
15-30	Other Pays	6,171	1,013	7,117	1,125	1,030	0	(1,125)	-100.00%
21-00	FICA Taxes	55,789	50,015	56,205	50,914	12,521	60,425	9,511	18.68%
22-10	Defined Benefit Plan	189,581	143,707	139,938	159,920	17,619	172,966	13,046	8.16%
22-20	401-a Plan	0	0	610	0	458	0	-	#DIV/0!
23-00	Life & Health Insurance	139,755	167,050	165,180	178,133	8,066	153,355	(24,778)	-13.91%
24-10	Workers' Compensation	31,947	21,063	16,742	23,132	0	24,697	1,565	6.77%
	Subtotal	1,175,813	1,104,095	1,125,754	1,153,761	204,333	1,208,437	54,676	4.74%



City of Lake Worth Beach  
Fiscal Year 2023 Budget  
403 Local Sewer

draft

							288,056		
G/L No.	Account Name	FY 2020 Actual	FY 2021 Budget	FY 2021 Actual	FY 2022 Budget	FY 2022 Q1 Actual	FY 2023 Proposed Budget	FY 2023 to FY 2022 Budget Change	% Change
<b>REVENUES</b>									
341.90-19	IPP Fees - Ind Pre Treat	15,055	0	16,460	15,056	0	17,000	1,944	12.91%
343.50-10	Measured Revenue	8,889,545	9,693,111	9,986,864	10,081,371	2,434,897	10,130,802	49,431	0.49%
343.58-57	South Palm Beach	4,800	4,800	4,800	4,800	1,200	4,800	-	0.00%
361.10-10	Investments	-507	25,723	2,596	25,000	84	25,000	-	0.00%
363.23-10	Residential	215,534	37,245	146,481	55,000	14,799	205,000	150,000	272.73%
363.23-11	Commercial	89,388	12,415	14,898	12,415	0	42,500	30,085	242.33%
	<b>Total Revenues</b>	<b>9,213,816</b>	<b>9,773,294</b>	<b>10,172,099</b>	<b>10,193,642</b>	<b>2,450,979</b>	<b>10,425,102</b>	<b>231,460</b>	<b>2.27%</b>
					-			-	#DIV/0!
<b>EXPENDITURES</b>									
<b>7010- Sewer Utility Administration</b>									
<b>Salaries and Benefits</b>									
12-10	Regular	255,067	292,217	261,564	271,915	64,512	293,278	21,363	7.86%
13-10	Part-time	0	0	0	0	0	0	-	#DIV/0!
14-10	Standard Overtime	1,650	2,810	3,220	2,810	812	2,810	-	0.00%
15-10	Longevity	226	0	320	900	0	1,459	559	62.08%
15-30	Other Pays	3,707	15	5,833	0	2,166	2,025	2,025	#DIV/0!
21-00	FICA Taxes	18,982	23,231	19,758	20,801	4,957	22,651	1,850	8.89%
22-10	Defined Benefit Plan	23,517	48,526	47,705	49,509	4,516	56,520	7,011	14.16%
22-20	401-a Plan	6,312	7,978	5,235	6,587	893	6,785	198	3.01%
23-00	Life & Health Insurance	44,217	48,974	56,610	46,052	3,910	54,536	8,484	18.42%
24-10	Workers' Compensation	5,186	4,151	2,777	4,208	0	3,356	(852)	-20.25%
	<i>Subtotal</i>	358,864	427,902	403,023	402,782	81,764	443,419	40,637	10.09%
<b>Operating</b>									
535.31-10	Legal	3,993	5,000	1,211	5,000	0	5,000	-	0.00%
535.31-50	Internal IT Support	4,485	10,550	10,550	10,120	2,530	10,847	727	7.18%
535.34-50	Other Contractual Services	90,800	103,664	82,920	150,700	1,513	150,700	-	0.00%
	<i>Subtotal</i>	99,278	119,214	94,681	165,820	4,043	166,547	727	0.44%
	<b>Department Total</b>	<b>458,143</b>	<b>547,116</b>	<b>497,704</b>	<b>568,602</b>	<b>85,807</b>	<b>609,966</b>	<b>41,364</b>	<b>7.27%</b>
								(0.00)	
<b>7221- Sewer Utility Pumping</b>									
<b>Salaries and Benefits</b>									
12-10	Regular	207,687	212,392	215,617	230,790	62,657	226,612	(4,178)	-1.81%
14-10	Standard Overtime	34,817	16,800	31,067	20,000	9,733	30,000	10,000	50.00%
15-10	Longevity						2,194	2,194	#DIV/0!
21-00	FICA Taxes	17,944	16,885	18,790	17,655	5,297	19,631	1,976	11.19%
22-10	Defined Benefit Plan	63,951	48,515	47,462	55,456	6,986	56,817	1,361	2.45%
23-00	Life & Health Insurance	50,278	67,130	66,139	59,193	5,198	62,651	3,458	5.84%
24-10	Workers' Compensation	8,748	6,087	4,155	5,951	0	6,040	89	1.49%
	<i>Subtotal</i>	383,426	367,809	383,230	389,045	89,870	403,944	14,899	3.83%
<b>Operating</b>									
535.31-50	Internal IT Support	20,193	17,542	17,542	19,446	4,862	21,550	2,104	10.82%
535.34-75	Right of Way	17,744	18,277	18,277	18,500	0	18,500	-	0.00%
535.40-10	Training/Registration	0	2,100	527	2,100	0	2,100	-	0.00%
535.41-20	Mobile Radios	94	150	0	150	0	150	-	0.00%
535.43-10	Water	9,474	17,500	8,658	17,500	2,178	10,000	(7,500)	-42.86%
535.43-20	Sewer	0	600	0	600	0	600	-	0.00%
535.43-30	Electricity	28,437	45,000	29,397	45,000	7,147	32,000	(13,000)	-28.89%
535.44-20	Operating/Capital Leasing	11,860	12,000	10,000	12,000	2,416	12,000	-	0.00%
535.45-10	Property/Liability	24,160	27,784	27,784	27,784	6,946	29,729	1,945	7.00%

City of Lake Worth Beach  
Fiscal Year 2023 Budget  
403 Local Sewer

draft

G/L No.	Account Name	FY 2020 Actual	FY 2021 Budget	FY 2021 Actual	FY 2022 Budget	FY 2022 Q1 Actual	FY 2023 Proposed Budget	FY 2023 to FY 2022 Budget Change	% Change
535.46-21	Equipment-General	12,402	13,000	6,401	13,000	0	13,000	-	0.00%
535.46-22	Equipment-Garage	28,775	19,825	31,637	11,800	4,600	11,800	-	0.00%
535.46-26	Heavy Equipment	27,413	19,223	10,732	20,000	1,029	20,000	-	0.00%
535.46-27	Heavy Equip-ext repairs	26,812	25,000	25,645	25,000	3,517	25,000	-	0.00%
535.46-45	Mains	8,353	5,000	5,000	10,000	0	10,000	-	0.00%
535.46-90	Other	0	500	0	500	0	500	-	0.00%
535.49-10	Advertising	0	300	0	300	0	300	-	0.00%
535.51-10	Office Supplies	594	1,000	508	1,000	0	1,000	-	0.00%
535.52-10	Gas, Lubricants & Oil	8,578	10,000	13,265	10,000	1,453	12,000	2,000	20.00%
535.52-20	Small Tools & Equipment	20,660	20,000	9,399	20,000	1,086	20,000	-	0.00%
535.52-30	Chemicals	21,484	15,175	12,561	7,500	0	15,000	7,500	100.00%
535.52-40	Uniforms	2,642	3,500	1,425	3,500	348	3,000	(500)	-14.29%
535.54-00	Books, Publ, Subsc & Memb	0	600	0	600	0	600	-	0.00%
535.64-40	Misc. Equipment	0	0	0	2,500	0	2,500	-	0.00%
	<i>Subtotal</i>	269,676	274,076	228,756	268,780	35,580	261,329	-7,451	-2.77%
	<b>Department Total</b>	<b>653,101</b>	<b>641,885</b>	<b>611,987</b>	<b>657,825</b>	<b>125,450</b>	<b>665,273</b>	<b>7,448</b>	<b>1.13%</b>
								(0.00)	
<b><u>7231- Sewer Utility Collection</u></b>									
<b>Salaries and Benefits</b>									
12-10	Regular	535,912	554,043	508,716	586,673	120,820	542,145	(44,528)	-7.59%
13-10	Part-time	0	0	0	0	0	0	-	#DIV/0!
14-10	Standard Overtime	49,803	60,000	82,426	60,000	27,691	80,000	20,000	33.33%
15-10	Longevity	2,814	2,018	925	1,650	0	4,173	2,523	152.89%
15-30	Other Pays	2,091	708	2,597	0	299	630	630	#DIV/0!
21-00	FICA Taxes	44,152	44,046	45,187	44,745	10,999	47,594	2,849	6.37%
22-10	Defined Benefit Plan	324,935	122,942	-79,984	136,628	12,290	131,720	(4,908)	-3.59%
22-20	401-a Plan	1,597	1,582	1,582	1,630	457	1,679	49	2.98%
23-00	Life & Health Insurance	100,850	110,358	108,614	125,864	6,109	102,930	(22,934)	-18.22%
24-10	Workers' Compensation	24,152	16,414	12,047	18,307	0	17,435	(872)	-4.76%
	<i>Subtotal</i>	1,086,305	912,111	682,111	975,497	178,666	928,306	-47,191	-4.84%
<b>Operating</b>									
535.31-50	Internal IT Support	12,638	18,185	18,185	30,216	7,554	32,800	2,584	8.55%
535.34-50	Other Contractual Services	111,232	122,500	112,733	135,000	16,236	150,000	15,000	11.11%
535.40-10	Training/Registration	295	2,600	0	2,600	144	2,600	-	0.00%
535.41-30	Postage & Freight	629	1,000	709	1,000	73	1,000	-	0.00%
535.43-40	Refuse/Waste Disposal	122	5,000	5,459	5,000	1,948	5,500	500	10.00%
535.45-10	Property/Liability	36,958	42,501	42,501	42,501	10,625	45,476	2,975	7.00%
535.46-21	Equipment-General	6,272	10,000	4,487	10,000	0	10,000	-	0.00%
535.46-22	Equipment-Garage	80,800	37,400	80,800	58,100	13,467	37,400	(20,700)	-35.63%
535.46-26	Heavy Equipment	13,869	35,000	30,130	35,000	3,505	35,000	-	0.00%
535.46-27	Heavy Equip-ext repairs	28,430	60,000	54,381	60,000	8,191	60,000	-	0.00%
535.46-45	Mains	31,546	0	500	100,000	3,964	200,000	100,000	100.00%
535.46-70	Structures & Improvements	0	5,000	0	50,000	0	50,000	-	0.00%
535.46-90	Other	0	100	0	100	0	100	-	0.00%
535.47-00	Printing & Binding	0	500	0	500	0	500	-	0.00%
535.51-10	Office Supplies	150	1,000	0	1,000	0	1,000	-	0.00%
535.52-10	Gas, Lubricants & Oil	21,559	30,000	23,753	30,000	5,933	30,000	-	0.00%
535.52-20	Small Tools & Equipment	8,829	10,000	10,492	15,000	898	15,000	-	0.00%
535.52-30	Chemicals	16,759	20,000	50,538	40,000	1,988	40,000	-	0.00%
535.52-40	Uniforms	5,361	4,000	2,763	4,000	935	4,000	-	0.00%
535.64-40	Misc. Equipment	0	0	0	110,000	0	0	(110,000)	-100.00%
	<i>Subtotal</i>	375,450	404,786	437,432	730,017	75,461	720,376	-9,641	-1.32%
	<b>Department Total</b>	<b>1,461,755</b>	<b>1,316,897</b>	<b>1,119,543</b>	<b>1,705,514</b>	<b>254,126</b>	<b>1,648,682</b>	<b>-56,832</b>	<b>-3.33%</b>
								(0.00)	

City of Lake Worth Beach  
 Fiscal Year 2023 Budget  
 403 Local Sewer

draft

G/L No.	Account Name	FY 2020 Actual	FY 2021 Budget	FY 2021 Actual	FY 2022 Budget	FY 2022 Q1 Actual	FY 2023 Proposed Budget	FY 2023 to FY 2022 Budget Change	% Change
<b><u>9010- Sewer Utility NonDepartmental</u></b>									
<b>Operating</b>									
519.58-70	Bank Charges and Fees	4,512	133,333	162,299	133,333	27,830	50,000	(83,333)	-62.50%
519.71-20	Debt	0	0	0	263,019	0	422,351	159,332	60.58%
535.34-80	Reg System Expense	4,894,148	5,125,429	4,778,765	5,125,429	1,079,638	5,006,986	(118,443)	-2.31%
535.34-95	Interfund Admins Services	899,780	899,780	899,780	899,780	224,945	899,780	-	0.00%
535.49-70	Contribution to General Fund	608,870	608,870	608,870	815,491	203,873	834,008	18,517	2.27%
	Department Total	<b>6,407,310</b>	<b>6,767,412</b>	<b>6,449,714</b>	<b>7,237,052</b>	<b>1,536,285</b>	<b>7,213,125</b>	<b>-23,927</b>	<b>-0.33%</b>
								(0.00)	
	<b>Total Expenses</b>	<b>8,980,309</b>	<b>9,273,310</b>	<b>8,678,947</b>	<b>10,168,993</b>	<b>2,001,669</b>	<b>10,137,046</b>	<b>-31,947</b>	<b>-0.31%</b>
					0.34			(0.00)	
	<b>Net Revenues</b>	<b>233,507</b>	<b>499,984</b>	<b>1,493,152</b>	<b>24,649</b>	<b>449,310</b>	<b>288,056</b>	<b>263,407</b>	<b>1068.63%</b>
								0.00	



City of Lake Worth Beach  
Fiscal Year 2023 Budget  
404 Golf Fund

draft

							7,623		
G/L No.	Account Name	FY 2020 Actual	FY 2021 Budget	FY 2021 Actual	FY 2022 Budget	FY 2022 Q1 Actual	FY 2023 Proposed Budget	FY 2023 to FY 2022 Budget Change	% Change
<b><u>REVENUES</u></b>									
347.32-20	Memberships	171,830	110,000	127,215	110,000	118,715	155,000	45,000	40.91%
347.32-30	Green Fees	990,965	1,026,000	1,174,166	1,200,000	218,316	1,200,000	-	0.00%
347.32-40	Cart Rental	12,117	15,000	8,068	15,000	1,888	15,000	-	0.00%
347.32-50	Club Services	17,757	15,000	30,878	15,000	5,415	20,000	5,000	33.33%
347.32-70	Merchandise Sales	54,756	45,000	71,003	45,000	12,462	70,000	25,000	55.56%
347.35-90	Other	57,399	58,500	58,644	58,500	14,905	58,500	-	0.00%
366.00-00	Donations	9,778	10,000	9,537	10,000	0	10,000	-	0.00%
		<b>1,314,603</b>	<b>1,279,500</b>	<b>1,479,511</b>	<b>1,453,500</b>	<b>371,701</b>	<b>1,528,500</b>	<b>75,000</b>	<b>5.16%</b>
					-			-	
<b><u>EXPENDITURES</u></b>									
<b><u>8030- Golf Fund</u></b>									
<b>Salaries and Benefits</b>									
12-10	Regular	77,848	68,715	103,216	79,783	42,689	90,079	10,296	12.91%
13-10	Part-time	70,770	122,721	51,668	180,889	0	204,187	23,298	12.88%
14-10	Standard Overtime	-27	1,500	593	1,500	0	1,500	-	0.00%
15-10	Longevity	45	525	428	0	0	2,993	2,993	#DIV/0!
15-30	Other Pays	557	17	2,140	1,080	1,246	450	(630)	-58.33%
21-00	FICA Taxes	11,518	15,219	12,045	19,597	3,361	22,626	3,029	15.46%
22-10	Defined Benefit Plan	22,974	15,696	15,256	18,089	2,063	19,342	1,253	6.93%
22-20	401-a Plan	0	0	0	0	0	1,256	1,256	#DIV/0!
23-00	Life & Health Insurance	8,661	9,599	9,599	11,964	0	12,121	157	1.32%
24-10	Workers' Compensation	3,721	2,654	1,968	4,278	0	6,243	1,965	45.93%
	<i>Subtotal</i>	196,067	236,646	196,912	317,180	49,359	360,797	43,617	13.75%
<b>Operating</b>									
575.31-50	Internal IT Support	29,824	33,316	33,316	35,826	8,957	38,914	3,088	8.62%
575.34-50	Other Contractual Services	569,421	568,258	560,937	645,728	158,867	645,728	-	0.00%
575.41-30	Postage & Freight	667	493	492	750	39	750	-	0.00%
575.43-10	Water	17,294	19,670	11,949	19,260	3,035	19,260	-	0.00%
575.43-20	Sewer	11,141	9,780	9,322	10,050	2,377	10,050	-	0.00%
575.43-30	Electricity	68,949	72,500	72,350	71,400	16,124	71,400	-	0.00%
575.43-40	Refuse/Waste Disposal	17,968	15,660	17,873	15,900	4,296	15,900	-	0.00%
575.43-50	Natural Gas	10,408	10,000	10,329	12,000	1,696	12,000	-	0.00%
575.44-20	Operating/ Capital Leasing	58,800	61,300	61,005	66,300	14,700	68,860	2,560	3.86%
575.45-10	Property/Liability	67,846	78,022	78,022	66,900	16,725	71,583	4,683	7.00%
575.46-10	Buildings	26,122	36,000	41,893	40,000	5,358	40,000	-	0.00%
575.46-21	Equipment-General	23,742	19,177	19,156	15,000	0	15,000	-	0.00%
575.46-30	Golf Carts	2,452	39,000	37,344	10,500	11,298	2,500	(8,000)	-76.19%
575.48-00	Promotional Activities	2,011	2,600	2,600	2,000	250	2,000	-	0.00%
575.51-10	Office Supplies	1,400	1,550	1,607	1,550	770	1,550	-	0.00%
575.52-75	Merchandise	38,732	42,230	35,363	40,000	13,647	48,000	8,000	20.00%
575.52-90	Other	118	1,000	1,040	1,000	165	1,000	-	0.00%
575.54-00	Books, Publ, Subsc & Memb	956	1,300	1,246	1,550	180	1,550	-	0.00%
	<i>Subtotal</i>	947,851	1,011,856	995,842	1,055,714	258,485	1,066,045	10,331	0.98%
	<b>Department Total</b>	<b>1,143,918</b>	<b>1,248,502</b>	<b>1,192,754</b>	<b>1,372,894</b>	<b>307,844</b>	<b>1,426,842</b>	<b>53,948</b>	<b>3.93%</b>
								-	
<b><u>9010- Golf NonDepartmental</u></b>									
<b>Operating</b>									
575.58-70	Bank Charges and Fees	28,014	30,000	8,375	30,000	8,349	30,000	-	0.00%
	Charge Back						55,406	55,406	#DIV/0!
579.71-20	Debt	0	0	0	11,163	0	8,629	(2,534)	-22.70%

City of Lake Worth Beach  
 Fiscal Year 2023 Budget  
 404 Golf Fund

draft

G/L No.	Account Name	FY 2020 Actual	FY 2021 Budget	FY 2021 Actual	FY 2022 Budget	FY 2022 Q1 Actual	FY 2023 Proposed Budget	FY 2023 to FY 2022 Budget Change	% Change
	Department Total	28,014	30,000	8,375	41,163	8,349	94,035	52,872	128.44%
								-	
	<b>Total Expenses</b>	<b>1,171,932</b>	<b>1,278,502</b>	<b>1,201,130</b>	<b>1,414,057</b>	<b>316,193</b>	<b>1,520,877</b>	<b>106,820</b>	<b>7.55%</b>
					1.05			0.00	
	<b>Net Revenues</b>	<b>142,672</b>	<b>998</b>	<b>278,382</b>	<b>39,443</b>	<b>55,508</b>	<b>7,623</b>	<b>(31,820)</b>	<b>-80.67%</b>
								(0.00)	

City of Lake Worth Beach  
Fiscal Year 2023 Budget 405 Regional Sewer

draft

							205,281		
G/L No.	Account Name	FY 2020 Actual	FY 2021 Budget	FY 2021 Actual	FY 2022 Budget	FY 2022 Q1 Actual	FY 2023 Proposed Budget	FY 2023 to FY 2022 Budget Change	% Change
<b><u>REVENUES</u></b>									
343.53-59	Lake Clark Shores	69,568	17,391	17,392	14,804	0	14,804	-	0.00%
343.54-51	Lake Worth	0	0	0	149,571	0	149,571	-	0.00%
343.54-52	Palm Springs	0	0	0	96,021	0	96,021	-	0.00%
343.54-53	Lantana	0	0	0	47,919	0	47,919	-	0.00%
343.54-54	Atlantis	0	0	0	14,360	0	14,360	-	0.00%
343.54-55	PBCC	0	0	0	3,198	0	3,198	-	0.00%
343.54-56	Manalapan	0	0	0	4,501	0	4,501	-	0.00%
343.54-57	South Palm Beach	0	0	0	10,126	0	10,126	-	0.00%
343.55-51	Lake Worth	3,785,037	3,705,470	3,878,536	3,741,934	890,421	4,110,657	368,723	9.85%
343.55-52	Palm Springs	1,877,111	1,740,566	1,780,994	1,755,804	460,072	1,965,831	210,027	11.96%
343.55-53	Lantana	1,103,771	1,034,796	1,195,180	1,042,662	277,777	1,229,061	186,399	17.88%
343.55-54	Atlantis	326,497	314,715	312,560	317,362	77,133	347,362	30,000	9.45%
343.55-55	PBCC	20,842	32,929	23,101	27,227	6,055	24,009	(3,218)	-11.82%
343.55-56	Manalapan	72,025	63,520	69,776	76,454	19,159	77,317	863	1.13%
343.55-57	South Palm Beach	163,486	145,042	154,081	153,713	40,970	173,215	19,502	12.69%
343.55-59	Lake Clark Shores	355,818	336,363	375,582	338,286	84,655	400,099	61,813	18.27%
343.56-51	Lake Worth	572,437	589,610	589,611	607,298	151,825	746,758	139,460	22.96%
343.56-52	Palm Springs	367,490	378,515	378,515	389,870	97,468	479,400	89,530	22.96%
343.56-53	Lantana	183,394	188,896	188,895	194,562	48,641	239,242	44,680	22.96%
343.56-54	Atlantis	54,959	56,608	56,603	58,306	14,577	71,696	13,390	22.97%
343.56-55	PBCC	12,238	12,605	12,604	12,984	3,246	15,965	2,981	22.96%
343.56-56	Manalapan	17,224	17,741	17,745	18,273	4,568	22,470	4,197	22.97%
343.56-57	South Palm Beach	38,755	39,917	39,919	41,115	10,279	50,557	9,442	22.96%
343.56-59	Lake Clark Shores	56,659	58,359	58,361	60,109	15,027	73,913	13,804	22.96%
	<b>Total Revenues</b>	<b>9,077,310</b>	<b>8,733,043</b>	<b>9,149,454</b>	<b>9,176,459</b>	<b>2,201,871</b>	<b>10,368,052</b>	<b>1,191,593</b>	<b>12.99%</b>
					0			-	#DIV/0!
<b><u>EXPENDITURES</u></b>									
<b>7421- Regional Sewer, Pumping</b>									
<b>Salaries and Benefits</b>									
12-10	Regular	151,532	154,858	152,560	163,519	34,716	164,718	1,199	0.73%
14-10	Standard Overtime	21,009	10,000	13,503	25,000	4,203	25,500	500	2.00%
	Longevity						2,156	2,156	#DIV/0!
21-00	FICA Taxes	12,681	12,311	12,800	12,509	2,866	14,552	2,043	16.33%
22-10	Defined Benefit Plan	77,727	35,373	4,571	39,291	4,689	41,299	2,008	5.11%
23-00	Life & Health Insurance	32,912	37,312	35,821	45,442	2,955	40,504	(4,938)	-10.87%
24-10	Workers' Compensation	6,362	4,042	3,235	4,338	0	4,511	173	3.98%
	<i>Subtotal</i>	302,223	253,896	222,490	290,099	49,429	293,239	3,140	1.08%
<b>Operating</b>									
535.31-90	Professional Services Other	52,178	53,000	50,062	115,000	950	85,000	(30,000)	-26.09%
535.32-00	Accounting & Auditing	4,768	6,232	5,265	10,000	854	16,441	6,441	64.41%
535.34-50	Other Contractual Services	72,045	67,000	54,403	69,000	10,957	70,380	1,380	2.00%
535.34-75	Right of Way	1,162	1,200	1,197	1,500	0	1,530	30	2.00%
535.34-80	Reg System Expense	355,689	360,000	378,834	360,000	62,520	380,000	20,000	5.56%
535.34-84	Regional Exp - Flow-Contra	0	0	0	-1,050,842	0	-500,000	550,842	-52.42%
535.34-85	Regional Exp - Flow	3,748,654	5,387,694	5,178,762	6,422,705	2,218,748	6,551,200	128,495	2.00%
535.34-87	Regional Exp - ECR R&R	1,303,156	1,342,251	1,342,251	1,382,518	1,382,518	1,700,000	317,482	22.96%
535.40-10	Training/Registration	1,400	0	0	2,500	0	2,500	-	0.00%
535.43-10	Water	19,209	20,000	20,114	25,000	5,483	26,000	1,000	4.00%
535.43-20	Sewer	2,376	1,700	2,395	1,800	420	2,500	700	38.89%
535.43-30	Electricity	162,247	135,000	154,761	170,000	33,560	176,375	6,375	3.75%
535.43-40	Refuse/Waste Disposal	3,326	3,500	3,326	3,500	562	3,600	100	2.86%

City of Lake Worth Beach  
Fiscal Year 2023 Budget 405 Regional Sewer

draft

G/L No.	Account Name	FY 2020 Actual	FY 2021 Budget	FY 2021 Actual	FY 2022 Budget	FY 2022 Q1 Actual	FY 2023 Proposed Budget	FY 2023 to FY 2022 Budget Change	% Change
535.45-10	Property/Liability	36,914	36,914	36,914	36,914	9,228	39,498	2,584	7.00%
535.46-21	Equipment-General	10,825	112,000	45,194	60,000	57,905	118,000	58,000	96.67%
535.46-22	Equipment-Garage	7,488	4,600	6,900	6,900	1,150	6,900	-	0.00%
535.46-27	Heavy Equip-ext repairs	28,859	75,000	74,910	80,000	1,800	82,600	2,600	3.25%
535.46-60	Meters/Lines	20,887	40,000	36,613	43,000	0	44,400	1,400	3.26%
535.51-10	Office Supplies	0	0	0	1,500	0	1,600	100	6.67%
535.52-10	Gas, Lubricants & Oil	6,095	13,000	11,839	18,000	514	18,600	600	3.33%
535.52-20	Small Tools & Equipment	2,035	2,000	1,686	4,000	0	4,200	200	5.00%
535.52-30	Chemicals	265,168	302,249	297,581	290,000	48,976	300,000	10,000	3.45%
	<i>Subtotal</i>	6,104,481	7,963,340	7,703,006	8,052,995	3,836,145	9,131,324	1,078,329	13.39%
	<b>Department Total</b>	<b>6,406,704</b>	<b>8,217,236</b>	<b>7,925,497</b>	<b>8,343,094</b>	<b>3,885,574</b>	<b>9,424,563</b>	<b>1,081,469</b>	<b>12.96%</b>
								-	
<b><u>9010- Golf NonDepartmental</u></b>									
<b>Operating</b>									
519.58-70	Bank Charges and Fees	7	1,013	38	1,013	31	3,900	2,887	285.00%
535.34-95	Interfund Admins Services	308,180	493,088	493,088	734,308	183,577	734,308	-	0.00%
	<b>Department Total</b>	<b>308,187</b>	<b>494,101</b>	<b>493,126</b>	<b>735,321</b>	<b>183,608</b>	<b>738,208</b>	<b>2,887</b>	<b>0.39%</b>
								-	
	<b>Total Expenses</b>	<b>6,714,891</b>	<b>8,711,337</b>	<b>8,418,623</b>	<b>9,078,415</b>	<b>4,069,182</b>	<b>10,162,771</b>	<b>1,084,356</b>	<b>11.94%</b>
					(0.37)			-	
	<b>Net Revenues</b>	<b>2,362,419</b>	<b>21,706</b>	<b>730,831</b>	<b>98,044</b>	<b>(1,867,311)</b>	<b>205,281</b>	<b>107,237</b>	<b>109.38%</b>
								-	
	S&B / Budget						293,238.88		
	S&B / S&B Scheudule						293,238.88		
	Variance to reconcile						-		

City of Lake Worth Beach  
Fiscal Year 2023 Budget  
408 Stormwater

draft

							41,039		
G/L No.	Account Name	FY 2020 Actual	FY 2021 Budget	FY 2021 Actual	FY 2022 Budget	FY 2022 Q1 Actual	FY 2023 Proposed Budget	FY 2023 to FY 2022 Budget Change	% Change
<b><u>REVENUES</u></b>									
311.10-30	Delinquent	7,912	15,000	4,862	13,900	0	8,000	(5,900)	-42.45%
311.10-50	Interest - Delinquent	5,429	5,000	1,357	5,000	0	5,000	-	0.00%
343.70-10	S/Water Fees Residential	1,279,002	1,277,639	1,277,905	1,315,967	963,527	1,315,967	-	0.00%
343.70-20	S/Water Fees Commercial	703,469	725,629	718,822	748,000	541,984	748,000	-	0.00%
343.70-30	Discount	-65,249	-63,481	-66,250	-63,481	60,361	-63,500	(19)	0.03%
361.10-10	Investments	47,397	47,740	10,128	50,000	161	50,000	-	0.00%
361.10-20	Tax Collections	4,023	4,000	3,600	4,000	0	4,000	-	0.00%
361.10-40	Assessments	69	150	91	150	0	150	-	0.00%
	<b>Total Revenues</b>	<b>1,982,052</b>	<b>2,011,677</b>	<b>1,950,514</b>	<b>2,073,536</b>	<b>1,566,034</b>	<b>2,067,617</b>	<b>-5,919</b>	<b>-0.29%</b>
					0			-	#DIV/0!
<b><u>EXPENDITURES</u></b>									
<b><u>5090- Stormwater Utility</u></b>									
<b>Salaries and Benefits</b>									
12-10	Regular	287,321	290,713	282,743	304,173	68,153	299,815	(4,358)	-1.43%
13-10	Part-time	0	0	0	0	0	0	-	#DIV/0!
14-10	Standard Overtime	8,656	5,000	7,902	5,000	1,794	8,000	3,000	60.00%
15-10	Longevity	533	0	675	900	0	2,038	1,138	126.47%
15-30	Other Pays	5,094	58	4,465	0	1,053	2,700	2,700	#DIV/0!
21-00	FICA Taxes	22,600	23,112	22,081	23,215	5,434	23,548	333	1.43%
22-10	Defined Benefit Plan	150,759	66,406	-24,891	72,917	6,591	75,171	2,254	3.09%
22-20	401-a Plan	0	0	0	0	0	0	-	#DIV/0!
23-00	Life & Health Insurance	51,770	56,107	55,813	61,948	2,618	72,453	10,505	16.96%
24-10	Workers' Compensation	13,117	9,848	7,449	11,649	0	16,158	4,509	38.70%
	<i>Subtotal</i>	539,850	451,244	356,237	479,802	85,643	499,883	20,081	4.19%
<b>Operating</b>									
538.31-10	Legal	1,176	2,000	358	2,000	0	2,000	-	0.00%
538.31-50	Internal IT Support	16,640	24,001	24,001	23,195	5,799	26,698	3,503	15.10%
538.31-90	Professional Services Other	42,884	58,370	46,614	49,000	19,267	50,000	1,000	2.04%
538.34-10	Maintenance	0	10,000	0	10,000	0	10,000	-	0.00%
538.34-50	Other Contractual Services	81,794	170,454	110,050	175,000	461	120,000	(55,000)	-31.43%
538.34-60	Commissions	18,286	28,000	18,500	20,000	14,452	20,000	-	0.00%
538.34-70	Tipping Fees	0	5,000	0	5,000	0	0	(5,000)	-100.00%
538.34-75	Right of Way	7,808	10,000	8,042	10,000	0	8,000	(2,000)	-20.00%
538.40-10	Training/Registration	1,575	1,500	0	1,500	0	1,500	-	0.00%
538.40-20	Lodging/Transportation	0	570	0	570	0	570	-	0.00%
538.45-10	Property/Liability	23,404	26,914	26,914	26,914	6,728	28,798	1,884	7.00%
538.46-22	Equipment-Garage	6,900	6,900	6,900	6,900	1,150	6,900	-	0.00%
538.46-26	Heavy Equipment	7,165	15,000	11,814	10,000	197	10,000	-	0.00%
538.46-27	Heavy Equip-ext repairs	13,869	50,000	37,224	30,000	0	30,000	-	0.00%
538.46-40	Infrastructure	44,332	30,000	15,906	50,000	3,964	40,000	(10,000)	-20.00%
538.48-00	Promotional Activities	0	200	0	200	0	200	-	0.00%
538.51-10	Office Supplies	1,171	500	173	500	0	500	-	0.00%
538.52-10	Gas, Lubricants & Oil	3,551	7,000	4,077	7,000	751	6,000	(1,000)	-14.29%
538.52-20	Small Tools & Equipment	5,848	6,000	5,726	6,000	0	6,000	-	0.00%
538.52-40	Uniforms	818	2,340	600	1,000	141	1,000	-	0.00%
538.52-90	Other	0	2,000	-398	1,000	0	1,000	-	0.00%
	<i>Subtotal</i>	277,219	456,749	316,501	435,779	52,910	369,166	-66,613	-15.29%
	<b>Department Total</b>	<b>817,069</b>	<b>907,993</b>	<b>672,738</b>	<b>915,581</b>	<b>138,552</b>	<b>869,049</b>	<b>-46,532</b>	<b>-5.08%</b>
<b><u>5099- Stormwater Utility; Street Sweeping</u></b>									

City of Lake Worth Beach  
Fiscal Year 2023 Budget  
408 Stormwater

draft

G/L No.	Account Name	FY 2020 Actual	FY 2021 Budget	FY 2021 Actual	FY 2022 Budget	FY 2022 Q1 Actual	FY 2023 Proposed Budget	FY 2023 to FY 2022 Budget Change	% Change
<b>Salaries and Benefits</b>									
12-10	Regular	144,965	157,002	147,554	165,032	37,206	115,003	(50,029)	-30.31%
15-10	Longevity	158	0	75	525	0	687	162	30.86%
21-00	FICA Taxes	10,605	12,482	11,245	12,625	2,778	8,798	(3,827)	-30.32%
22-10	Defined Benefit Plan	18,675	32,249	31,445	35,739	3,022	28,834	(6,905)	-19.32%
22-20	401-a Plan	1,596	1,582	972	1,630	0	0	(1,630)	-100.00%
23-00	Life & Health Insurance	32,240	39,537	42,708	36,807	957	23,237	(13,570)	-36.87%
24-10	Workers' Compensation	8,697	6,289	4,797	11,228	0	7,999	(3,229)	-28.76%
	<i>Subtotal</i>	216,937	249,141	238,794	263,586	43,963	184,558	-79,028	-29.98%
<b>Operating</b>									
538.31-50	Internal IT Support	11,098	1,530	1,530	1,530	383	0	(1,530)	-100.00%
538.34-50	Other Contractual Services	115,607	140,000	42,840	120,000	0	80,000	(40,000)	-33.33%
538.34-70	Tipping Fees	5,683	72,000	28,372	10,000	3,394	10,000	-	0.00%
538.40-10	Training/Registration	50	500	0	500	0	500	-	0.00%
538.40-20	Lodging/Transportation	0	0	0	500	0	500	-	0.00%
538.45-10	Property/Liability	15,617	17,958	17,958	17,959	4,490	19,216	1,257	7.00%
538.46-27	Heavy Equip-ext repairs	0	20,000	18,281	1,000	0	1,000	-	0.00%
538.52-20	Small Tools & Equipment	0	8,750	0	750	8,337	750	-	0.00%
	<i>Subtotal</i>	148,055	260,738	108,980	152,239	16,603	111,966	-40,273	-26.45%
	<b>Department Total</b>	<b>364,992</b>	<b>509,879</b>	<b>347,775</b>	<b>415,825</b>	<b>60,566</b>	<b>296,524</b>	<b>-119,301</b>	<b>-28.69%</b>
								-	
<b>9010- Stormwater Utility; Street Sweeping</b>									
<b>Non-Departmental</b>									
519.58-70	Bank Charges and Fees	14,333	7,000	1,259	7,000	141	7,000	-	0.00%
519.71-20	Debt	0	0	0	389,833	0	575,989	186,156	47.75%
538.34-95	Interfund Admins Services	73,350	77,750	77,750	112,133	28,033	112,133	-	0.00%
538.49-70	Contribution to General Fund	201,570	201,570	201,570	165,883	41,471	165,883	-	0.00%
	<b>Department Total</b>	<b>289,253</b>	<b>286,320</b>	<b>280,579</b>	<b>674,849</b>	<b>69,645</b>	<b>861,005</b>	<b>186,156</b>	<b>27.58%</b>
								-	
	<b>Total Expenditures</b>	<b>1,471,315</b>	<b>1,704,192</b>	<b>1,301,092</b>	<b>2,006,255</b>	<b>268,763</b>	<b>2,026,578</b>	<b>20,323</b>	<b>1.01%</b>
					-1			-	
	<b>Net Revenues</b>	<b>510,738</b>	<b>307,485</b>	<b>649,422</b>	<b>67,281</b>	<b>1,297,271</b>	<b>41,039</b>	<b>(26,242)</b>	<b>-39.00%</b>
								-	

City of Lake Worth Beach  
Fiscal Year 2023 Budget 410 Refuse

Draft

							589,767		
G/L No.	Account Name	FY 2020 Actual	FY 2021 Budget	FY 2021 Actual	FY 2022 Budget	FY 2022 Q1 Actual	FY 2023 Proposed Budget	FY 2023 to FY 2022 Budget Change	% Change
<b><u>REVENUES</u></b>									
311.10-30	Delinquent	18,104	25,000	5,113	25,000	0	25,000	-	0.00%
311.10-50	Interest - Delinquent	14,047	8,900	2,765	8,900	0	8,900	-	0.00%
313.80-00	Refuse	104,165	95,000	117,539	95,000	0	95,000	-	0.00%
343.40-10	Refuse Fees- Residential	3,425,527	3,508,400	3,647,278	3,430,000	2,480,373	3,430,000	-	0.00%
343.40-20	Refuse-Fees Commercial	2,818,673	2,865,000	2,876,918	2,800,000	708,865	2,800,000	-	0.00%
343.40-25	Discount	-92,702	-110,077	-100,021	-110,077	93,818	-110,077	-	0.00%
343.40-30	Special Collections	209,535	260,000	334,160	230,000	61,966	230,000	-	0.00%
343.40-31	Tax Exempt	0	500	0	500	0	500	-	0.00%
343.40-40	Tipping Fees	7,010	12,000	7,165	10,000	1,456	10,000	-	0.00%
343.40-50	Recycling Fees-Commercial	85,089	125,000	63,385	85,000	9,208	85,000	-	0.00%
343.40-55	Recycling Fee-Residential	367	25,000	371	10,000	71,091	10,000	-	0.00%
343.40-70	Refuse Fees - Roll Offs	0	20,000	0	20,000	0	20,000	-	0.00%
361.10-10	Investments	102,054	30,000	12,639	90,000	290	90,000	-	0.00%
361.10-40	Assessments	760	4,000	1,006	4,000	243	4,000	-	0.00%
369.90-27	Assessment Income	238	1,250	427	1,250	848	1,250	-	0.00%
	<b>Total Revenues</b>	<b>6,692,869</b>	<b>6,869,973</b>	<b>6,968,743</b>	<b>6,699,573</b>	<b>3,428,157</b>	<b>6,699,573</b>	<b>-</b>	<b>0.00%</b>
					0			-	#DIV/0!
<b><u>EXPENDITURES</u></b>									
<b><u>5081- Refuse Collections</u></b>									
<b>Salaries and Benefits</b>									
12-10	Regular	791,878	891,066	783,326	823,954	172,352	918,067	94,113	11.42%
13-10	Part-time	5,744	5,171	20	35,928	0	0	(35,928)	-100.00%
14-10	Standard Overtime	80,913	80,000	105,126	80,000	18,306	80,000	-	0.00%
15-10	Longevity	6,209	6,075	4,896	5,775	0	5,678	(98)	-1.69%
15-30	Other Pays	1,267	242	699	1,260	0	3,330	2,070	164.29%
21-00	FICA Taxes	67,054	71,251	61,564	65,694	13,724	76,352	10,658	16.22%
22-10	Defined Benefit Plan	501,886	203,540	-115,146	197,714	12,939	230,181	32,467	16.42%
22-20	401-a Plan	0	0	0	0	0	0	-	#DIV/0!
23-00	Life & Health Insurance	201,771	257,219	252,875	221,946	4,336	228,636	6,690	3.01%
24-10	Workers' Compensation	70,002	46,095	29,800	51,386	0	53,892	2,506	4.88%
	<i>Subtotal</i>	<i>1,726,722</i>	<i>1,560,659</i>	<i>1,123,161</i>	<i>1,483,657</i>	<i>221,657</i>	<i>1,596,135</i>	<i>112,478</i>	<i>7.58%</i>
<b>Operating</b>							-	(0.00)	
534.31-50	Internal IT Support	16,824	29,829	29,829	28,719	7,180	32,962	4,243	14.77%
534.34-50	Other Contractual Services	25,247	41,246	32,686	35,000	8,868	35,000	-	0.00%
534.34-51	City Contractual Services	6,426	5,349	5,294	10,000	1,299	10,000	-	0.00%
534.34-60	Commissions	26,768	32,000	28,306	32,000	22,438	32,000	-	0.00%
534.34-70	Tipping Fees	367,128	380,000	380,000	380,000	135,218	380,000	-	0.00%
534.40-10	Training/Registration	1,498	4,000	2,100	4,500	0	4,500	-	0.00%
534.40-20	Lodging/Transportation	0	500	0	500	83	500	-	0.00%
534.41-30	Postage & Freight	0	30	0	30	0	30	-	0.00%
534.43-10	Water	5,888	4,000	2,563	4,000	358	4,000	-	0.00%
534.43-20	Sewer	354	400	635	400	142	400	-	0.00%
534.43-30	Electricity	975	1,400	973	1,400	230	1,400	-	0.00%
534.43-40	Refuse/Waste Disposal	161,524	170,000	160,354	170,000	153,869	170,000	-	0.00%
534.45-10	Property/Liability	63,028	72,483	72,483	72,483	18,121	77,557	5,074	7.00%
534.46-21	Equipment-General	21	1,000	0	1,000	0	1,000	-	0.00%
534.46-22	Equipment-Garage	19,925	35,400	19,925	48,100	3,321	33,400	(14,700)	-30.56%
534.46-26	Heavy Equipment	214,843	200,000	281,543	200,000	40,994	200,000	-	0.00%
534.46-27	Heavy Equip-ext repairs	110,415	110,000	90,448	110,000	1,842	110,000	-	0.00%
534.47-00	Printing & Binding	3,846	4,589	2,597	6,700	2,000	6,700	-	0.00%
534.48-00	Promotional Activities	2,312	2,500	46	2,500	0	2,500	-	0.00%

City of Lake Worth Beach  
Fiscal Year 2023 Budget 410 Refuse

Draft

G/L No.	Account Name	FY 2020 Actual	FY 2021 Budget	FY 2021 Actual	FY 2022 Budget	FY 2022 Q1 Actual	FY 2023 Proposed Budget	FY 2023 to FY 2022 Budget Change	% Change
534.51-10	Office Supplies	313	410	230	410	0	410	-	0.00%
534.52-10	Gas, Lubricants & Oil	79,100	110,000	58,308	110,000	8,640	110,000	-	0.00%
534.52-20	Small Tools & Equipment	5,625	11,000	10,709	10,000	649	10,000	-	0.00%
534.52-40	Uniforms	2,591	3,000	3,177	3,000	458	3,000	-	0.00%
534.52-90	Other	3,242	4,391	3,160	7,000	103	7,000	-	0.00%
534.64-30	Vehicles	0	500,000	0	500,000	44,659	2,608	(497,392)	-99.48%
	<i>Subtotal</i>	1,117,891	1,723,527	1,185,366	1,737,742	450,474	1,234,967	-502,775	-28.93%
	<b>Department Total</b>	<b>2,844,614</b>	<b>3,284,186</b>	<b>2,308,527</b>	<b>3,221,399</b>	<b>672,131</b>	<b>2,831,102</b>	<b>-390,297</b>	<b>-12.12%</b>
								-	
<b><u>5082- Refuse Commercial</u></b>									
<b>Salaries and Benefits</b>									
12-10	Regular	263,344	268,042	239,031	281,661	64,353	290,065	8,404	2.98%
13-10	Part-time	4,425	5,171	20	0	0	0	-	#DIV/0!
14-10	Standard Overtime	26,873	22,500	32,415	22,500	5,325	22,500		
15-10	Longevity	3,555	3,675	4,821	4,875	0	4,017	(858)	-17.60%
15-30	Other Pays	824	228	455	0	0	819	819	#DIV/0!
21-00	FICA Taxes	21,840	21,720	20,505	21,547	5,165	23,911	2,364	10.97%
22-10	Defined Benefit Plan	86,689	61,227	53,714	67,680	5,068	72,726	5,046	7.46%
22-20	401-a Plan	0	0	0	0	0	0	-	#DIV/0!
23-00	Life & Health Insurance	65,998	73,346	67,345	75,332	3,437	79,558	4,226	5.61%
24-10	Workers' Compensation	21,257	15,496	8,112	15,259	0	16,185	926	6.07%
	<i>Subtotal</i>	494,803	471,405	426,418	488,854	83,347	509,781	20,927	4.28%
<b>Operating</b>							-	(0.00)	
534.31-50	Internal IT Support	14,420	28,397	28,397	26,603	6,651	31,034	4,431	16.66%
534.34-50	Other Contractual Services	4,526	8,200	5,103	7,000	212	7,000	-	0.00%
534.34-51	City Contractual Services	14,602	7,500	2,700	7,500	0	7,500	-	0.00%
534.34-70	Tipping Fees	410,000	420,000	469,941	420,000	0	420,000	-	0.00%
534.40-10	Training/Registration	238	500	0	500	0	500	-	0.00%
534.40-20	Lodging/Transportation	0	500	0	500	0	500	-	0.00%
534.41-30	Postage & Freight	0	240	0	240	0	30	(210)	-87.50%
534.43-10	Water	5,888	4,000	2,563	4,000	358	4,000	-	0.00%
534.43-20	Sewer	354	350	635	350	142	400	50	14.29%
534.43-30	Electricity	975	1,400	973	1,400	230	1,400	-	0.00%
534.43-40	Refuse/Waste Disposal	119	150	119	150	28	150	-	0.00%
534.45-10	Property/Liability	64,249	73,887	73,887	73,887	18,472	79,059	5,172	7.00%
534.46-22	Equipment-Garage	13,025	0	13,025	9,800	2,171	9,800	-	0.00%
534.46-26	Heavy Equipment	78,479	60,000	95,288	60,000	12,451	60,000	-	0.00%
534.46-27	Heavy Equip-ext repairs	82,272	100,000	99,564	100,000	145	100,000	-	0.00%
534.47-00	Printing & Binding	0	0	0	0	0	5,000	5,000	#DIV/0!
534.51-10	Office Supplies	260	410	0	410	0	410	-	0.00%
534.52-10	Gas, Lubricants & Oil	30,185	45,000	17,529	45,000	4,617	45,000	-	0.00%
534.52-20	Small Tools & Equipment	6,648	9,750	4,899	10,750	0	10,000	(750)	-6.98%
534.52-32	Dumpsters/Receptacle	109,873	141,800	115,262	120,000	45,848	120,000	-	0.00%
534.52-40	Uniforms	402	2,375	2,571	2,000	170	2,000	-	0.00%
534.52-90	Other	267	500	187	500	0	500	-	0.00%
	<i>Subtotal</i>	836,782	904,959	932,642	890,590	91,495	904,283	13,693	1.54%
	<b>Department Total</b>	<b>1,331,585</b>	<b>1,376,364</b>	<b>1,359,060</b>	<b>1,379,444</b>	<b>174,842</b>	<b>1,414,064</b>	<b>34,620</b>	<b>2.51%</b>
								(0.00)	
<b><u>5083- Refuse Recycling</u></b>									
<b>Salaries and Benefits</b>									
12-10	Regular	210,032	217,992	224,739	240,826	53,999	285,533	44,707	18.56%
13-10	Part-time	8,849	10,342	41	0	0	0	-	#DIV/0!
14-10	Standard Overtime	17,531	25,000	13,703	25,000	3,370	25,000		
15-10	Longevity	1,068	525	-54	1,800	0	774	(1,026)	-57.00%
15-30	Other Pays	443	2,167	2,391	0	1,454	441	441	#DIV/0!



City of Lake Worth Beach  
Fiscal Year 2023 Budget 410 Refuse

Draft

G/L No.	Account Name	FY 2020 Actual	FY 2021 Budget	FY 2021 Actual	FY 2022 Budget	FY 2022 Q1 Actual	FY 2023 Proposed Budget	FY 2023 to FY 2022 Budget Change	% Change
21-00	FICA Taxes	17,890	18,153	13,797	18,423	4,311	23,756	5,333	28.95%
22-10	Defined Benefit Plan	42,209	49,794	46,012	57,867	3,845	71,590	13,723	23.71%
22-20	401-a Plan	0	0	0	0	0	0	-	#DIV/0!
23-00	Life & Health Insurance	34,902	41,085	38,022	47,185	2,970	85,091	37,906	80.33%
24-10	Workers' Compensation	13,198	5,906	6,068	9,789	0	12,800	3,011	30.75%
	<i>Subtotal</i>	346,121	370,964	344,719	400,890	69,947	504,984	104,094	25.97%
<b>Operating</b>							-	-	
534.31-50	Internal IT Support	11,523	25,834	25,834	24,168	6,042	28,206	4,038	16.71%
534.34-50	Other Contractual Services	1,725	3,300	2,627	3,300	600	3,300	-	0.00%
534.34-51	City Contractual Services	5,770	9,621	8,101	10,000	310	10,310	310	3.10%
534.40-10	Training/Registration	275	1,200	0	1,200	0	1,200	-	0.00%
534.40-20	Lodging/ Transportation	614	1,500	134	1,500	0	1,500	-	0.00%
534.41-30	Postage & Freight	0	500	0	500	0	500	-	0.00%
534.43-10	Water	5,464	4,000	2,423	4,000	358	4,000	-	0.00%
534.43-20	Sewer	354	350	635	350	142	350	-	0.00%
534.43-30	Electricity	975	1,200	973	1,200	230	1,000	(200)	-16.67%
534.43-40	Refuse/Waste Disposal	544	150	259	150	28	350	200	133.33%
534.45-10	Property/Liability	4,849	5,577	5,577	5,577	1,394	5,967	390	6.99%
534.46-26	Heavy Equipment	28,844	20,000	31,018	20,000	10,955	25,000	5,000	25.00%
534.46-27	Heavy Equip-ext repairs	13,307	25,000	222	25,000	0	20,000	(5,000)	-20.00%
534.47-00	Printing & Binding	870	3,700	1,826	6,500	3,786	6,500	-	0.00%
534.48-00	Promotional Activities	25,680	34,779	22,935	40,000	3,879	40,000	-	0.00%
534.51-10	Office Supplies	341	310	0	310	0	310	-	0.00%
534.52-10	Gas, Lubricants & Oil	14,752	15,000	8,071	15,000	495	15,000	-	0.00%
534.52-20	Small Tools & Equipment	738	8,000	6,686	8,000	199	8,000	-	0.00%
534.52-40	Uniforms	6,660	2,625	1,681	3,000	93	3,000	-	0.00%
534.52-90	Other	0	400	0	400	0	400	-	0.00%
534.54-00	Books, Publ, Subsc & Memb	954	1,300	961	1,300	0	1,300	-	0.00%
	<i>Subtotal</i>	124,239	164,346	119,963	171,455	28,512	176,193	4,738	2.76%
	<b>Department Total</b>	<b>470,359</b>	<b>535,310</b>	<b>464,682</b>	<b>572,345</b>	<b>98,459</b>	<b>681,177</b>	<b>108,832</b>	<b>19.02%</b>
								-	
<b>5084- Refuse RollOffs</b>									
<b>Salaries and Benefits</b>									
12-10	Regular	46,480	67,321	57,107	69,558	15,775	71,646	2,088	3.00%
14-10	Standard Overtime	2,242	4,000	2,467	4,000	1,336	4,000	-	0.00%
15-10	Longevity	1,540	1,425	-54	1,275	0	173	(1,103)	-86.47%
21-00	FICA Taxes	3,562	5,352	4,254	5,321	1,228	5,787	466	8.76%
22-10	Defined Benefit Plan	15,343	15,378	14,030	16,714	1,372	17,963	1,249	7.47%
23-00	Life & Health Insurance	17,840	19,190	17,411	21,311	1,234	14,317	(6,994)	-32.82%
24-10	Workers' Compensation	4,053	2,607	1,778	4,339	0	4,604	265	6.10%
	<i>Subtotal</i>	91,059	115,273	96,994	122,518	20,945	118,489	-4,029	-3.29%
<b>Operating</b>							-	(0.00)	
534.31-50	Internal IT Support	10,005	24,391	24,391	22,723	5,681	26,644	3,921	17.26%
534.31-90	Professional Services Other	4,227	6,000	4,087	6,000	3,040	6,000	-	0.00%
534.34-51	City Contractual Services	775	11,281	9,546	10,000	0	10,000	-	0.00%
534.34-70	Tipping Fees	5,137	26,000	0	26,000	0	26,000	-	0.00%
534.41-30	Postage & Freight	0	100	0	100	0	100	-	0.00%
534.43-10	Water	5,888	2,500	2,562	2,500	358	2,500	-	0.00%
534.43-20	Sewer	354	400	635	400	142	400	-	0.00%
534.43-30	Electricity	975	1,300	973	1,300	230	1,300	-	0.00%
534.43-40	Refuse/Waste Disposal	119	130	119	130	28	130	-	0.00%
534.44-20	Operating/Capital Leasing	3,414	3,700	3,569	3,700	876	3,700	-	0.00%
534.45-10	Property/Liability	130	149	149	149	37	159	10	7.00%
534.46-26	Heavy Equipment	1,899	6,000	12,329	6,000	1,837	6,000	-	0.00%
534.46-27	Heavy Equip-ext repairs	4,071	6,000	597	6,000	0	6,000	-	0.00%
534.52-10	Gas, Lubricants & Oil	3,329	5,000	862	6,000	724	6,000	-	0.00%

City of Lake Worth Beach  
Fiscal Year 2023 Budget 410 Refuse

Draft

G/L No.	Account Name	FY 2020 Actual	FY 2021 Budget	FY 2021 Actual	FY 2022 Budget	FY 2022 Q1 Actual	FY 2023 Proposed Budget	FY 2023 to FY 2022 Budget Change	% Change
534.52-32	Dumpsters/Receptacle	8,267	11,300	11,300	20,000	0	20,000	-	0.00%
	<i>Subtotal</i>	48,588	104,251	71,119	111,002	12,955	114,933	3,931	3.54%
	Department Total	<b>139,647</b>	<b>219,524</b>	<b>168,113</b>	<b>233,520</b>	<b>33,900</b>	<b>233,423</b>	<b>-97</b>	<b>-0.04%</b>
								(0.00)	
<b><u>9010- Refuse NonDepartmental</u></b>									
<b>Operating</b>									
519.58-70	Bank Charges and Fees	21,053	8,000	1,925	8,000	270	8,000	-	0.00%
519.71-20	Debt	0	0	0	78,138	0	103,304	25,166	32.21%
534.34-95	Interfund Admins Services	250,770	250,770	250,770	250,770	62,693	250,770	-	0.00%
534.49-70	Contribution to General Fund	601,797	601,799	601,799	535,966	133,991	535,966	-	0.00%
581.91-53	I/S Fund - Garage	0	52,000	0	52,000	0	52,000	-	0.00%
	Department Total	873,620	912,569	854,494	924,874	196,954	950,040	25,166	2.72%
								-	
	<b>Total Expenses</b>	<b>5,659,826</b>	<b>6,327,953</b>	<b>5,154,877</b>	<b>6,331,582</b>	<b>1,176,285</b>	<b>6,109,806</b>	<b>-221,776</b>	<b>-3.50%</b>
						-2		-	
	<b>Net Revenues</b>	<b>1,033,043</b>	<b>542,020</b>	<b>1,813,866</b>	<b>367,991</b>	<b>2,251,872</b>	<b>589,767</b>	<b>221,776</b>	<b>60.27%</b>
								-	

City of Lake Worth Beach  
Fiscal Year 2023 Budget  
510 IT

Draft

							11,260		
Account Code	Account Name	FY 2020 Actual	FY 2021 Budget	FY 2021 Actual	FY 2022 Budget	FY 2022 Q1 Actual	FY 2023 Proposed Budget	FY 2023 to FY 2022 Budget Change	% Change
<b><u>REVENUES</u></b>									
341.20-10	General Fund	715,870	920,563	934,003	1,086,597	259,136	1,146,830	60,233	5.54%
341.20-15	Beach Fund	49,082	74,832	74,832	102,087	25,522	111,368	9,281	9.09%
341.20-20	Electric Fund	552,856	599,856	599,855	676,308	169,077	747,531	71,223	10.53%
341.20-25	Water Fund	130,652	180,437	180,438	187,208	46,802	208,790	21,582	11.53%
341.20-30	Local Sewer Fund	37,316	180,437	46,277	187,655	14,945	65,198	(122,457)	-65.26%
341.20-40	Golf Fund	27,280	33,316	33,316	35,826	8,957	38,914	3,088	8.62%
341.20-55	Stormwater Fund	27,738	25,531	25,531	23,195	6,181	26,698	3,503	15.10%
341.20-60	Sanitation Fund	52,772	55,679	108,451	102,214	25,553	118,846	16,632	16.27%
341.20-65	Building Services Fund	77,429	73,711	73,711	95,609	23,902	106,335	10,726	11.22%
341.20-75	Garage Fund	30,245	29,289	29,289	29,992	7,498	33,460	3,468	11.56%
341.20-80	Self Insurance Fund	8,245	8,246	3,602	5,101	2,189	9,693	4,592	90.02%
341.20-95	Utility Conservation Fund	7,257	15,320	15,321	7,074	1,769	7,892	818	11.56%
341.20-99	Benefit Fund	21,454	23,955	24,673	21,335	6,250	0	(21,335)	-100.00%
	<b>Total Revenues</b>	<b>1,738,196</b>	<b>2,221,172</b>	<b>2,149,299</b>	<b>2,560,201</b>	<b>597,781</b>	<b>2,621,555</b>	<b>61,354</b>	<b>2.40%</b>
					0			-	0.00%
<b><u>EXPENDITURES</u></b>									
<b><u>1520- IT</u></b>									
<b>Salaries and Benefits</b>									
12-10	Regular	563,462	548,623	514,559	534,882	136,673	590,612	55,730	10.42%
13-10	Part-time	0	0	0	0	0	23,299	23,299	#DIV/0!
14-10	Standard Overtime	10,933	6,000	12,624	6,000	2,092	13,000	7,000	116.67%
15-10	Longevity	2,700	2,850	1,725	1,950	0	2,700	750	38.46%
15-30	Other Pays	6,285	3,600	3,224	4,500	831	5,400	900	20.00%
21-00	FICA Taxes	44,135	43,616	39,830	40,918	10,316	47,959	7,041	17.21%
22-10	Defined Benefit Plan	98,472	95,623	93,048	128,525	11,705	148,081	19,556	15.22%
22-20	401-a Plan	5,279	13,000	0	0	0	0	-	#DIV/0!
23-00	Life & Health Insurance	60,932	63,291	62,618	86,196	5,012	98,448	12,252	14.21%
24-10	Workers' Compensation	1,333	1,024	569	883	0	3,911	3,028	342.97%
	<i>Subtotal</i>	793,531	777,627	728,197	803,854	166,628	933,410	129,556	16.12%
<b>Operating</b>									
519.31-90	Professional Services Other	154,280	227,822	190,515	223,600	58,109	222,650	(950)	-0.42%
519.34-50	Other Contractual Services	0	0	0	48,484	0	0	(48,484)	-100.00%
519.40-10	Training/Registration	4,402	41,000	-2,484	52,000	7,764	52,000	-	0.00%
519.41-10	Telephone	303,687	334,520	309,881	343,180	49,210	337,780	(5,400)	-1.57%
519.41-30	Postage & Freight	199	500	7	500	0	500	-	0.00%
519.44-20	Operating/Capital Leasing	6,627	13,604	14,052	15,000	2,409	12,415	(2,585)	-17.23%
519.45-10	Property/Liability	2,710	3,116	3,116	3,116	779	3,334	218	7.00%
519.46-21	Equipment-General	36,359	125,930	49,987	155,450	36,674	153,250	(2,200)	-1.42%
519.46-22	Equipment-Garage	19,600	9,800	19,600	9,800	3,267	9,800	-	0.00%
519.47-00	Printing & Binding	2,454	3,811	166	2,500	0	2,500	-	0.00%
519.51-10	Office Supplies	1,214	2,000	290	2,000	0	2,000	-	0.00%
519.52-10	Gas, Lubricants & Oil	242	500	275	500	0	500	-	0.00%
519.52-20	Small Tools & Equipment	36,586	25,000	20,038	25,000	946	25,000	-	0.00%
519.52-65	Computer Software	478,824	561,900	540,787	677,284	247,621	814,067	136,783	20.20%
519.54-00	Books, Publ, Subsc & Memb	743	820	405	820	0	820	-	0.00%
519.64-40	Misc. Equipment	0	20,000	0	20,000	0	0	(20,000)	-100.00%
	<i>Subtotal</i>	1,047,927	1,370,323	1,146,634	1,579,234	406,777	1,636,616	57,382	3.63%
	<b>Department Total</b>	<b>1,841,458</b>	<b>2,147,950</b>	<b>1,874,831</b>	<b>2,383,088</b>	<b>573,406</b>	<b>2,570,026</b>	<b>186,938</b>	<b>7.84%</b>
<b><u>5084- Refuse NonDepartmental</u></b>									
<b>Operating</b>									

City of Lake Worth Beach  
 Fiscal Year 2023 Budget  
 510 IT

Draft

Account Code	Account Name	FY 2020 Actual	FY 2021 Budget	FY 2021 Actual	FY 2022 Budget	FY 2022 Q1 Actual	FY 2023 Proposed Budget	FY 2023 to FY 2022 Budget Change	% Change
579.71-20	Debt	0	0	0	52,092	0	40,269	(11,823)	-22.70%
	Department Total	0	0	0	52,092	0	40,269	(11,823)	-22.70%
								-	
	<b>Total Expenses</b>	<b>1,841,458</b>	<b>2,147,950</b>	<b>1,874,831</b>	<b>2,435,180</b>	<b>573,406</b>	<b>2,610,295</b>	<b>175,115</b>	<b>7.19%</b>
					-1			-	
	<b>Net Revenues</b>	<b>(103,262)</b>	<b>73,222</b>	<b>274,468</b>	<b>125,021</b>	<b>24,375</b>	<b>11,260</b>	<b>(113,761)</b>	<b>-90.99%</b>
								-	
	S&B / Budget						933,409.73		
	S&B / S&B Scheudule						933,409.73		
	Variance to reconcile						-		

City of Lake Worth Beach  
Fiscal Year 2023 Budget  
530 Garage

Draft

								(27,882)		
G/L No.	Account Name	FY 2020 Actual	FY 2021 Budget	FY 2021 Actual	FY 2022 Budget	FY 2022 Q1 Actual	FY 2023 Proposed Budget	FY 2023 to FY 2022 Budget Change	% Change	
<b><u>REVENUES</u></b>										
341.20-10	General Fund	414,457	314,800	425,273	292,400	72,583	317,300	24,900	8.52%	
341.20-15	Beach Fund	45,275	16,700	45,200	14,700	7,533	24,500	9,800	66.67%	
341.20-20	Electric Fund	147,724	166,100	139,208	147,400	22,450	157,200	9,800	6.65%	
341.20-25	Water Fund	124,900	101,300	124,900	124,000	20,817	137,800	13,800	11.13%	
341.20-30	Local Sewer Fund	108,400	67,300	108,400	67,300	18,067	49,200	(18,100)	-26.89%	
341.20-35	Regional Sewer Fund	6,900	13,800	6,900	13,800	1,150	6,900	(6,900)	-50.00%	
341.20-55	Stormwater Fund	6,900	22,517	6,900	6,900	1,150	6,900	-	0.00%	
341.20-60	Sanitation Fund	88,400	66,800	86,766	57,900	14,733	43,200	(14,700)	-25.39%	
341.20-65	Building Services Fund	29,400	0	35,116	0	5,717	29,400	29,400	#DIV/0!	
341.20-70	IT Fund	19,600	9,800	19,600	9,800	3,267	9,800	-	0.00%	
341.40-10	Labor	176,544	160,000	233,328	160,000	29,949	160,000	-	0.00%	
395.00-00	Use of Fund Balance	0	350,000	0	182,000	0	160,000	(22,000)	-12.09%	
	<b>Total Revenues</b>	<b>1,168,498</b>	<b>1,289,117</b>	<b>1,231,591</b>	<b>1,076,200</b>	<b>197,415</b>	<b>1,102,200</b>	<b>26,000</b>	<b>2.42%</b>	
					0			-	#DIV/0!	
<b><u>EXPENDITURES</u></b>										
<b><u>5070: Garage Maintenance</u></b>										
<b>Salaries and Benefits</b>										
12-10	Regular	313,265	331,087	301,681	279,656	68,311	334,642	54,986	19.66%	
14-10	Standard Overtime	5,048	6,000	5,284	6,000	1,251	6,000	-	0.00%	
15-10	Longevity	3,075	0	0	375	0	1,800	1,425	380.00%	
	Other Pays						0	-	#DIV/0!	
21-00	FICA Taxes	24,223	26,321	23,523	21,394	5,181	26,059	4,665	21.81%	
22-10	Defined Benefit Plan	91,063	75,628	73,827	67,198	5,157	83,903	16,705	24.86%	
	Defined Contribution Plan						0	-	#DIV/0!	
23-00	Life & Health Insurance	60,809	66,159	65,627	54,401	3,003	79,686	25,285	46.48%	
24-10	Workers' Compensation	12,464	7,383	5,310	7,602	0	9,370	1,768	23.26%	
	<i>Subtotal</i>	509,948	512,578	475,252	436,626	82,903	541,460	104,834	24.01%	
<b>Operating</b>										
549.31-50	Internal IT Support	30,245	29,289	29,289	29,992	7,498	33,460	3,468	11.56%	
549.34-50	Other Contractual Service	10,950	12,000	10,243	15,000	654	11,000	(4,000)	-26.67%	
549.40-10	Training/Registration	993	1,500	1,785	1,500	0	1,500	-	0.00%	
549.43-10	Water	2,300	2,500	2,455	2,500	530	2,500	-	0.00%	
549.43-20	Sewer	1,928	1,500	2,016	1,500	520	2,000	500	33.33%	
549.43-30	Electricity	10,159	9,000	11,230	9,000	2,577	10,000	1,000	11.11%	
549.43-40	Refuse/Waste Disposal	3,803	2,600	3,803	2,600	951	3,800	1,200	46.15%	
549.45-10	Property/Liability	34,603	39,792	39,792	39,794	9,949	42,579	2,785	7.00%	
549.46-10	Buildings	4,582	10,000	6,119	10,000	0	6,500	(3,500)	-35.00%	
549.46-21	Equipment-General	8,835	8,000	5,983	8,000	0	8,000	-	0.00%	
549.46-22	Equipment-Garage	162,328	160,000	192,673	160,000	31,288	160,000	-	0.00%	
549.46-26	Heavy Equipment	4,869	5,000	8,658	5,000	4,353	5,000	-	0.00%	
549.51-10	Office Supplies	556	500	461	500	0	500	-	0.00%	
549.52-10	Gas, Lubricants & Oil	4,840	7,000	6,710	7,000	1,401	7,000	-	0.00%	
549.52-15	Inventory/Over-Short	-3,318	200	-735	200	0	200	-	0.00%	
549.52-18	Inventory Clearing Acct	26,742	90,000	193,353	90,000	17,988	90,000	-	0.00%	
549.52-20	Small Tools & Equipment	18,051	17,000	14,476	17,000	1,736	17,000	-	0.00%	
549.52-40	Uniforms	4,776	4,000	3,680	4,000	106	4,000	-	0.00%	
549.52-90	Other	18,714	12,000	10,813	12,000	685	11,000	(1,000)	-8.33%	
	<i>Subtotal</i>	345,956	411,881	542,804	415,586	80,236	416,039	453	0.11%	
	<b>Department Total</b>	<b>855,904</b>	<b>924,459</b>	<b>1,018,056</b>	<b>852,212</b>	<b>163,139</b>	<b>957,499</b>	<b>105,287</b>	<b>12.35%</b>	
								-		

City of Lake Worth Beach  
 Fiscal Year 2023 Budget  
 530 Garage

Draft

G/L No.	Account Name	FY 2020 Actual	FY 2021 Budget	FY 2021 Actual	FY 2022 Budget	FY 2022 Q1 Actual	FY 2023 Proposed Budget	FY 2023 to FY 2022 Budget Change	% Change
<b><i>9010- NonDepartmental</i></b>									
<b>Operating</b>									
519.71-20	Debt	0	0	0	223,250	0	172,583	(50,667)	-22.70%
	Department Total	0	0	0	223,250	0	172,583	-50,667	-22.70%
	<b>Total Expenses</b>	<b>855,904</b>	<b>924,459</b>	<b>1,018,056</b>	<b>1,075,462</b>	<b>163,139</b>	<b>1,130,082</b>	<b>54,620</b>	<b>5.08%</b>
					1				
	<b>Net Revenues</b>	<b>312,595</b>	<b>364,658</b>	<b>213,535</b>	<b>738</b>	<b>34,276</b>	<b>(27,882)</b>	<b>(28,620)</b>	<b>-3878.05%</b>
								(0.00)	
	S&B / Budget						541,460.00		
	S&B / S&B Scheudule						541,460.00		
	Variance to reconcile						-		

CITY OF LAKE WORTH BEACH  
 FY 2023 – SUPPLEMENTAL REQUESTS BY DEPARTMENT  
 GENERAL FUND

	Description	Request	Funding Solutions	Remaining To Fund
<b>1030 City Clerk</b>				
511 40 10 Training/Registration	to cover all registrations and classes for FY23	1,000		
40 20 Lodging/Transportation	to cover all conferences travel expenses	1,096		
49 10 Advertising	adv were more expensive due to publication of the ballot	1,000		
49 50 Elections	bills for printing of ballots was not accounted for	4,000		
		<u>7,096</u>		
<b>1040 Internal Auditor</b>				
513 40 10 Training/Registration	as pre-covid levels, training and seminars (IIA) & (CIA)& (CGAP)	670		
40 20 Lodging/Transportation	as pre-covid levels, training and seminars (IIA) & (CIA)& (CGAP)	730		
47 0 Printing & Binding	to replace old printer	600		
		<u>2,000</u>		
<b>1220 Finance</b>				
515 34 50 Other Contractual Services	Project Manager Contract	30,000		
51 10 Office Supplies	additional staff hired	4,850		
		<u>34,850</u>		
<b>2010 Community Sustainability - Administration</b>				
515 34 50 Other Contractual Services	transition to online bill pay with outside provider	10,000		
		<u>10,000</u>		
<b>2030 Community Sustainability - Planning &amp; Zoning</b>				
515 13 10 Part Time	to support intern services which is a critical position, and for training	15,000		
34 50 Other Contractual Services	Formal Mobility Plan	150,000		
64 40 Misc. Equipment	naviline upgrade to facilitate online bill payments	15,000		
		<u>180,000</u>		
<b>2040 Community Sustainability - Code Enforcement</b>				
515 13 10 Part Time	to support intern services which is a critical position, and for training	30,000		
		<u>180,000</u>		
<b>5020 PW Streets</b>				
519 34 50 Other Contractual Services	on-going street maintenance too large to perform in-house	345,000		
		<u>345,000</u>		

CITY OF LAKE WORTH BEACH  
 FY 2023 – SUPPLEMENTAL REQUESTS BY DEPARTMENT  
 Building Permit

2020		Description	Request	Funding Solutions	Remaining To Fund
515	64	30 Vehicles	80,000		
	64	40 Misc. Equipment	5,000		
			85,000	-	
		TOTAL	85,000	-	



**CITY OF LAKE WORTH BEACH**  
**FY 2023 – SUPPLEMENTAL REQUESTS BY DEPARTMENT**  
**Beach**

		Description	Request	Funding Solutions	Remaining To Fund
<b>8050 Beach Parking</b>					
579 46 21	Equipment-General	additional parking meters to Bohemian garage	6,500		
			6,500	-	
<b>8055 Casino Building</b>					
575 52 90	Other	huge increase in supplies prices	6,000		
			6,000	-	
<b>8072 Beach</b>					
575 64 0	Machinery & Equipment	ATV replacement	7,500		
			7,500	-	
<b>8074 Beach Park</b>					
575 34 50	Other Contractual Services	vendor supplies increased due to covid	17,774		
575 46 70	Structures & Improvements	price increased due to covid	3,000		
			20,774	-	
	<b>TOTAL</b>		40,774	-	

CITY OF LAKE WORTH BEACH  
 FY 2023 – SUPPLEMENTAL REQUESTS BY DEPARTMENT  
 Electric

	Description	Request	Funding Solutions	Remaining To Fund
<b>1240 EU; Customer Service</b>				
513 34 50 Other Contractual Services	improving CIS	96,000	-	
40 10 Training	training for additionsl 6 Employees	7,500	-	
51 10 Office Supplies	Suuplies for additionsl 6 Employees	7,000	-	
		110,500	-	
<b>6020 EU; Engineering</b>				
531 40 10 Training/Registration	to keep up with best technology, tools & techniques	3,000	-	
		3,000	-	
<b>6031 EU; Power Generation</b>				
531 34 50 Other Contractual Services	Battery Energy Storage Study	75,000	-	
34 50 Other Contractual Services	Integrate Resource Plan (IRP) Study	75,000	-	
52 30 Chemicals	more hydro-static testing require more chemicals	1,000	-	
		151,000	-	
<b>6033 EU; Power Operations</b>				
531 31 90 Professional Services Other	CTOP Initial setup.	500,000	-	
31 90 Professional Services Other	CTOP Initial setup. (one time request)	200,000	-	
		700,000	-	
<b>6034 EU; Distribution</b>				
531 46 25 Small Equipment	to replace defective and wornout tools	3,000	-	
		3,000	-	
		967,500	-	



CITY OF LAKE WORTH BEACH  
 FY 2023 – SUPPLEMENTAL REQUESTS BY DEPARTMENT  
 Refuse

	Description	Request	Funding Solutions	Remaining To Fund
<b>5081 Refuse Collections</b>				
534 34 50 Other Contractual Services	additional vehicle cameras	13,000		
		13,000		
<b>5082 Refuse Commercial</b>				
534 34 50 Other Contractual Services	additional vehicle cameras	3,000		
46 26 Heavy Equipment	in-house vehicle maintenance	20,000		
46 27 Heavy Equip-ext repairs	external vehicle maintenance	10,000		
		33,000		
<b>5083 Refuse Recycling</b>				
534 46 27 Heavy Equip-ext repairs	additional truck radios	2,000		
		2,000		
TOTAL		48,000	-	48,000

# 2023 SUPPLEMENTAL BUDGET ENHANCEMENT REQUEST

City Clerk



<b>WHAT IS YOUR EMAIL?</b>	<a href="mailto:mcoyne@lakeworthbeachfl.gov">mcoyne@lakeworthbeachfl.gov</a>
<b>FUND NAME</b>	City Clerk
<b>FUND NO.</b>	001
<b>DEPARTMENT NAME</b>	City Clerk
<b>DEPARTMENT NO.</b>	1030
<b>OBJECT ACCT NAME</b>	Training/Registration
<b>CONTROL ACCT NO</b>	40-10
<b>AMOUNT REQUEST</b>	1000.00
<b>REQUEST TYPE</b>	Annual Request

**PROVIDE A DESCRIPTION AND THE PURPOSE OF THE ENHANCEMENT.**

Shayla is studying for her CMC (certified municipal clerk designation) and Melissa is working towards her MMC (master municipal clerk designation). Classes are only offered by the Florida Association of City Clerks and twice yearly conferences that last 4 days (summer) and 5 days (fall). There are also virtual classes offered periodically throughout the year. The increase will cover the registration for all conferences and classes for FY 23.

**DOES THIS ADDRESS A STRATEGIC PLANNING PILLAR? IF SO PROVIDE AN OVERVIEW.**

This addresses the strategic pillar of affirming government for all, especially points A-D. Letter B encourages employee growth and collaboration. I have learned a great deal through my CMC training in previous years that have made me a more effective City Clerk. We learn from other clerks as well as there is interaction with fellow clerks throughout the state.

**DOES THIS ADDRESS A LEGAL REQUIREMENT? IF SO PROVIDE AN OVERVIEW.**

There is a requirement that the deputy city clerk have or obtain a CMC within 3 years of being hired.

**DOES THIS ADDRESS A CITY COMMISSION OBJECTIVE? IF SO PROVIDE AN OVERVIEW.**

This addresses the core value of commitment to innovation as excellence. Keeping current with updated practices and state statutes will continue the effort of the clerk's office to have proper and complete information for fellow staff, administration, city officials and residents.

**DOES THIS PROVIDE A RETURN ON INVESTMENT? IF SO PROVIDE AN OVERVIEW.**

There is definitely a return on investment as the information and education received is invaluable to being the best city clerk and deputy city clerk possible.

**OTHER COMMENTS**

Backup was sent to Lucy under separate cover.

# 2023 SUPPLEMENTAL BUDGET ENHANCEMENT REQUEST

City Clerk



**WHAT IS YOUR EMAIL?**

[mcoyne@lakeworthbeachfl.gov](mailto:mcoyne@lakeworthbeachfl.gov)

**FUND NAME**

City Clerk

**FUND NO.**

001

**DEPARTMENT NAME**

City Clerk

**DEPARTMENT NO.**

1030

**OBJECT ACCT NAME**

Lodging/Transportation

**CONTROL ACCT NO**

40-20

**AMOUNT REQUEST**

1096.00

**REQUEST TYPE**

Annual Request

**PROVIDE A DESCRIPTION AND THE  
PURPOSE OF THE ENHANCEMENT.**

Shayla is studying for her CMC (certified municipal clerk designation) and Melissa is working towards her MMC (master municipal clerk designation). Classes are only offered by the Florida Association of City Clerks and twice yearly conferences that last 4 days (summer) and 5 days (fall). The increase will cover the registration for the conferences for FY 23. The conferences for FY 23 will be in Lake Mary and Orlando or on the west coast of Florida. Lodging is only used when the distance is too far to travel in a day.

**DOES THIS ADDRESS A STRATEGIC  
PLANNING PILLAR? IF SO PROVIDE AN  
OVERVIEW.**

This addresses the strategic pillar of affirming government for all, especially points A-D. Letter A ensures effective, efficient, consistent and seamless services that exceed customer expectations. Having the most current knowledge would make this goal achievable.

**DOES THIS ADDRESS A LEGAL  
REQUIREMENT? IF SO PROVIDE AN  
OVERVIEW.**

There is a requirement that the deputy city clerk have or obtain a CMC within 3 years of being hired.

**DOES THIS ADDRESS A CITY  
COMMISSION OBJECTIVE? IF SO  
PROVIDE AN OVERVIEW.**

This addresses the core value of commitment to innovation as excellence. Keeping current with updated practices and state statutes will continue the effort of the clerk's office to have proper and complete information for fellow staff, administration, city officials and residents.

**DOES THIS PROVIDE A RETURN ON  
INVESTMENT? IF SO PROVIDE AN  
OVERVIEW.**

There is definitely a return on investment as the information and education received is invaluable to being the best city clerk and deputy city clerk possible.

**OTHER COMMENTS**

Backup was sent to Lucy under separate cover.

# 2023 SUPPLEMENTAL BUDGET ENHANCEMENT REQUEST

City Clerk



**WHAT IS YOUR EMAIL?**

[mcoyne@lakeworthbeachfl.gov](mailto:mcoyne@lakeworthbeachfl.gov)

**FUND NAME**

City Clerk

**FUND NO.**

001

**DEPARTMENT NAME**

City Clerk

**DEPARTMENT NO.**

1030

**OBJECT ACCT NAME**

Advertising

**CONTROL ACCT NO**

49-10

**AMOUNT REQUEST**

1000.00

**REQUEST TYPE**

Annual Request

**PROVIDE A DESCRIPTION AND THE  
PURPOSE OF THE ENHANCEMENT.**

The advertising was more expensive than budgeted due to publication of the ballot question ads as well as other ads required for public hearings. Several budget transfers were required this fiscal year to cover the increase in ads.

**DOES THIS ADDRESS A STRATEGIC  
PLANNING PILLAR? IF SO PROVIDE AN  
OVERVIEW.**

No.

**DOES THIS ADDRESS A LEGAL  
REQUIREMENT? IF SO PROVIDE AN  
OVERVIEW.**

Yes as we legally have to print ads for public hearings and elections according to state statute.

**DOES THIS ADDRESS A CITY  
COMMISSION OBJECTIVE? IF SO  
PROVIDE AN OVERVIEW.**

This aligns with the core value of honesty and integrity by contributing to the city's transparency.

**DOES THIS PROVIDE A RETURN ON  
INVESTMENT? IF SO PROVIDE AN  
OVERVIEW.**

Yes as information is provided to the public.

**OTHER COMMENTS**

All of my budget increases came from another account; it's still a zero based budget.

# 2023 SUPPLEMENTAL BUDGET ENHANCEMENT REQUEST



City Clerk

**WHAT IS YOUR EMAIL?**

[mcoyne@lakeworthbeachfl.gov](mailto:mcoyne@lakeworthbeachfl.gov)

**FUND NAME**

City Clerk

**FUND NO.**

001

**DEPARTMENT NAME**

City Clerk

**DEPARTMENT NO.**

1030

**OBJECT ACCT NAME**

Elections

**CONTROL ACCT NO**

49-50

**AMOUNT REQUEST**

4000.00

**REQUEST TYPE**

Annual Request

**PROVIDE A DESCRIPTION AND THE  
PURPOSE OF THE ENHANCEMENT.**

The Clerk's office received bills for the printing of ballots and the delivery of the election equipment to the polls. This was not accounted for in previous budgets but will be paid going forward from the election account. The bills amounted to \$4,000 that had not been budgeted in FY 21.

**DOES THIS ADDRESS A STRATEGIC  
PLANNING PILLAR? IF SO PROVIDE AN  
OVERVIEW.**

No.

**DOES THIS ADDRESS A LEGAL  
REQUIREMENT? IF SO PROVIDE AN  
OVERVIEW.**

Yes as we legally have to print election ballots and have the equipment delivered.

**DOES THIS ADDRESS A CITY  
COMMISSION OBJECTIVE? IF SO  
PROVIDE AN OVERVIEW.**

We have to run free and fair elections.

**DOES THIS PROVIDE A RETURN ON  
INVESTMENT? IF SO PROVIDE AN  
OVERVIEW.**

No.

**OTHER COMMENTS**

Backup was sent to Lucy under separate cover.



# 2023 SUPPLEMENTAL BUDGET ENHANCEMENT REQUEST

General Fund



**WHAT IS YOUR EMAIL?**

[wbrown@lakeworthbeachfl.gov](mailto:wbrown@lakeworthbeachfl.gov)

**FUND NAME**

General Fund

**FUND NO.**

001

**DEPARTMENT NAME**

Internal Audit

**DEPARTMENT NO.**

1040-513

**OBJECT ACCT NAME**

Union Dues / Training / Registration Control

**CONTROL ACCT NO**

40-10

**AMOUNT REQUEST**

670.00

**REQUEST TYPE**

Annual Request

**PROVIDE A DESCRIPTION AND THE  
PURPOSE OF THE ENHANCEMENT.**

In FY23, Professional Conference and Seminar Travel will resume to Pre-Covid levels; therefore, budgeted expenditures should reflect the 2017-19 levels in the account listed - \$2,870 for 001-1040-513-40-10. This is required training in order to maintain Institute of Internal Audit (IIA) certifications of Certified Internal Auditor (CIA) and Certified Government Auditing Professional (CGAP).

**DOES THIS ADDRESS A STRATEGIC  
PLANNING PILLAR? IF SO PROVIDE AN  
OVERVIEW.**

Affirming Government for All. Training provides tools and resources to: a) Ensure effective, efficient, consistent, services, b) Enhance and facilitate a culture of high performing, continuous improvement, and c) Maximize technology to enhance efficiency, productivity and security.

**DOES THIS ADDRESS A CITY  
COMMISSION OBJECTIVE? IF SO  
PROVIDE AN OVERVIEW.**

To maintain Internal Auditor Certification, annual training CPEs must be completed.

# 2023 SUPPLEMENTAL BUDGET ENHANCEMENT REQUEST

General Fund



**WHAT IS YOUR EMAIL?**

[wbrown@lakeworthbeachfl.gov](mailto:wbrown@lakeworthbeachfl.gov)

**FUND NAME**

General Fund

**FUND NO.**

001

**DEPARTMENT NAME**

Internal Audit

**DEPARTMENT NO.**

1040-513

**OBJECT ACCT NAME**

Union Dues / Lodging / Transportation

**CONTROL ACCT NO**

40-20

**AMOUNT REQUEST**

730.00

**REQUEST TYPE**

Annual Request

**PROVIDE A DESCRIPTION AND THE  
PURPOSE OF THE ENHANCEMENT.**

In FY23, Professional Conference and Seminar Travel will resume to Pre-Covid levels; therefore budgeted expenditures should reflect the 2017-19 levels in the account listed - \$1,230 for 001-1040-513-40-20. This is required training in order to maintain Institute of Internal Audit (IIA) certifications of Certified Internal Auditor (CIA) and Certified Government Auditing Professional (CGAP).

**DOES THIS ADDRESS A STRATEGIC  
PLANNING PILLAR? IF SO PROVIDE AN  
OVERVIEW.**

Affirming Government for All. Training provides tools and resources to: a) Ensure effective, efficient, consistent, services, b) Enhance and facilitate a culture of high performing, continuous improvement, and c) Maximize technology to enhance efficiency, productivity and security.

**DOES THIS ADDRESS A CITY  
COMMISSION OBJECTIVE? IF SO  
PROVIDE AN OVERVIEW.**

To maintain Internal Auditor Certification, annual training CPEs must be completed.

# 2023 SUPPLEMENTAL BUDGET ENHANCEMENT REQUEST

General Fund



**WHAT IS YOUR EMAIL?**

[wbrown@lakeworthbeachfl.gov](mailto:wbrown@lakeworthbeachfl.gov)

**FUND NAME**

General Fund

**FUND NO.**

001

**DEPARTMENT NAME**

Internal Audit

**DEPARTMENT NO.**

1040-513

**OBJECT ACCT NAME**

Administrative / Printing & Binding

**CONTROL ACCT NO**

47-00

**AMOUNT REQUEST**

600.00

**REQUEST TYPE**

Annual Request

**PROVIDE A DESCRIPTION AND THE PURPOSE OF THE ENHANCEMENT.**

In FY22, the IT Department informed me that my budget would be responsible for replacing my inoperable printer (used to print Audit Reports and confidential work papers). I did not have the budgeted funds to do so - the IT Department provided me with a second-hand printer to replace the one that became inoperable in FY22. The used replacement printer is same age, make, and model as the one that died; I will need to budget for its replaced in FY23 (just in case it is needed) - from FY17-19: \$1,100 for 001-1040-513-47-00.

**DOES THIS ADDRESS A STRATEGIC PLANNING PILLAR? IF SO PROVIDE AN OVERVIEW.**

Affirming Government for All. Printing intermediate and final audit work products is necessary to be performed in a secure location, the Internal Auditor Office. Printed Audit work products document: a) Recommendations for effective, efficient, consistent, services, b) Recommendations to enhance and facilitate a culture of high performing, continuous improvement, and c) Technology recommendations to enhance efficiency, productivity and security.

**DOES THIS ADDRESS A LEGAL REQUIREMENT? IF SO PROVIDE AN OVERVIEW.**

By Florida Statute, Internal Audit workpapers/documents are to remain private and secure until the final audit report is accepted & approved for public distribution, so audit work cannot go to a printer that is not secure, a secure internal audit office printer is imperative.

**DOES THIS ADDRESS A CITY COMMISSION OBJECTIVE? IF SO PROVIDE AN OVERVIEW.**

The IT Department informed me that my budget would be responsible for replacing my inoperable printer (used to print Audit Reports and confidential work papers).

# 2023 SUPPLEMENTAL BUDGET ENHANCEMENT REQUEST



General fund

<b>WHAT IS YOUR EMAIL?</b>	<a href="mailto:lyounan@lakeworthbeachfl.gov">lyounan@lakeworthbeachfl.gov</a>
<b>FUND NAME</b>	General fund
<b>FUND NO.</b>	001
<b>DEPARTMENT NAME</b>	Finance
<b>DEPARTMENT NO.</b>	1220
<b>OBJECT ACCT NAME</b>	34-50
<b>CONTROL ACCT NO</b>	513.34-50
<b>AMOUNT REQUEST</b>	\$30,000.00
<b>REQUEST TYPE</b>	Annual Request
<b>PROVIDE A DESCRIPTION AND THE PURPOSE OF THE ENHANCEMENT.</b>	project manager Contract
<b>DOES THIS ADDRESS A STRATEGIC PLANNING PILLAR? IF SO PROVIDE AN OVERVIEW.</b>	N/A
<b>DOES THIS ADDRESS A LEGAL REQUIREMENT? IF SO PROVIDE AN OVERVIEW.</b>	N/A
<b>DOES THIS ADDRESS A CITY COMMISSION OBJECTIVE? IF SO PROVIDE AN OVERVIEW.</b>	N/A
<b>DOES THIS PROVIDE A RETURN ON INVESTMENT? IF SO PROVIDE AN OVERVIEW.</b>	N/A
<b>OTHER COMMENTS</b>	N/A

**2023 SUPPLEMENTAL  
BUDGET  
ENHANCEMENT  
REQUEST**  
General Fund



<b>WHAT IS YOUR EMAIL?</b>	<a href="mailto:lyounan@lakeworthbeachfl.gov">lyounan@lakeworthbeachfl.gov</a>
<b>FUND NAME</b>	General Fund
<b>FUND NO.</b>	001
<b>DEPARTMENT NAME</b>	Finance
<b>DEPARTMENT NO.</b>	1220
<b>OBJECT ACCT NAME</b>	Office Supplies
<b>CONTROL ACCT NO</b>	51-10
<b>AMOUNT REQUEST</b>	\$4,850.00
<b>REQUEST TYPE</b>	Annual Request
<b>PROVIDE A DESCRIPTION AND THE PURPOSE OF THE ENHANCEMENT.</b>	additional staff hired.
<b>DOES THIS ADDRESS A STRATEGIC PLANNING PILLAR? IF SO PROVIDE AN OVERVIEW.</b>	n/a
<b>DOES THIS ADDRESS A LEGAL REQUIREMENT? IF SO PROVIDE AN OVERVIEW.</b>	n/a
<b>DOES THIS ADDRESS A CITY COMMISSION OBJECTIVE? IF SO PROVIDE AN OVERVIEW.</b>	n/a
<b>DOES THIS PROVIDE A RETURN ON INVESTMENT? IF SO PROVIDE AN OVERVIEW.</b>	n/a
<b>OTHER COMMENTS</b>	n/a

# 2023 SUPPLEMENTAL BUDGET ENHANCEMENT REQUEST



General Fund

**WHAT IS YOUR EMAIL?**

[wwaters@lakeworthbeachfl.gov](mailto:wwaters@lakeworthbeachfl.gov)

**FUND NAME**

General Fund

**FUND NO.**

001-2010-515.34-50

**DEPARTMENT NAME**

Community Sustainability

**DEPARTMENT NO.**

001-2010-515.34-50

**OBJECT ACCT NAME**

Other Contractual Services

**CONTROL ACCT NO**

001-2010-515.34-50

**AMOUNT REQUEST**

\$10,000

**REQUEST TYPE**

One-Time Request

**PROVIDE A DESCRIPTION AND THE  
PURPOSE OF THE ENHANCEMENT.**

Funding to purchase necessary services to transition to on-line bill pay with outside provider.

**DOES THIS ADDRESS A STRATEGIC  
PLANNING PILLAR? IF SO PROVIDE AN  
OVERVIEW.**

Pillar 4 and Pillar 5

**DOES THIS ADDRESS A LEGAL  
REQUIREMENT? IF SO PROVIDE AN  
OVERVIEW.**

Not applicable

**DOES THIS ADDRESS A CITY  
COMMISSION OBJECTIVE? IF SO  
PROVIDE AN OVERVIEW.**

Yes, the commission has requested as much technology as possible be implemented to enhance the customer service experience and allow for transactions on-line.

**DOES THIS PROVIDE A RETURN ON  
INVESTMENT? IF SO PROVIDE AN  
OVERVIEW.**

Undetermined as this point.

# 2023 SUPPLEMENTAL BUDGET ENHANCEMENT REQUEST



General Fund

**WHAT IS YOUR EMAIL?**

[wwaters@lakeworthbeachfl.gov](mailto:wwaters@lakeworthbeachfl.gov)

**FUND NAME**

General Fund

**FUND NO.**

001-2030-515.13-10

**DEPARTMENT NAME**

Community Sustainability

**DEPARTMENT NO.**

001-2030-515.13-10

**OBJECT ACCT NAME**

Part time

**CONTROL ACCT NO**

001-2030-515.13-10

**AMOUNT REQUEST**

\$15,000

**REQUEST TYPE**

Annual Request

**PROVIDE A DESCRIPTION AND THE  
PURPOSE OF THE ENHANCEMENT.**

A request for an additional \$15,000 to add to the current FY 2022 part time funding amount of \$15,000 to allow for a full year of intern services to support planning, zoning and preservation activities. The intern position has been critical in the Division being able to maintain a consistent level of service. Also, serves as training opportunity to provide required experience for interns to ultimately come on board as full time planners when vacancies occur.

**DOES THIS ADDRESS A STRATEGIC  
PLANNING PILLAR? IF SO PROVIDE AN  
OVERVIEW.**

Pillar 4 and Pillar 5

**DOES THIS ADDRESS A LEGAL  
REQUIREMENT? IF SO PROVIDE AN  
OVERVIEW.**

No

**DOES THIS ADDRESS A CITY  
COMMISSION OBJECTIVE? IF SO  
PROVIDE AN OVERVIEW.**

Yes, Commission expects a consistent level of services even when vacancies occur.

**DOES THIS PROVIDE A RETURN ON  
INVESTMENT? IF SO PROVIDE AN  
OVERVIEW.**

Yes, the cost of an intern part-time is less than creating new full time positions with benefits, which are proving very difficult to fill.

# 2023 SUPPLEMENTAL BUDGET ENHANCEMENT REQUEST



Other Contractual Services

**WHAT IS YOUR EMAIL?**

[wwaters@lakeworthbeachfl.gov](mailto:wwaters@lakeworthbeachfl.gov)

**FUND NAME**

Other Contractual Services

**FUND NO.**

001-2030-515.34-50

**DEPARTMENT NAME**

Community Sustainability

**DEPARTMENT NO.**

2030

**OBJECT ACCT NAME**

Other Contractual Services

**CONTROL ACCT NO**

34-50

**AMOUNT REQUEST**

\$150,000

**REQUEST TYPE**

One-Time Request

**PROVIDE A DESCRIPTION AND THE  
PURPOSE OF THE ENHANCEMENT.**

Funding for the first year of preparing a formal Mobility Plan for the City of Lake Worth Beach.

**DOES THIS ADDRESS A STRATEGIC  
PLANNING PILLAR? IF SO PROVIDE AN  
OVERVIEW.**

Pillar I - C  
Pillar II - C  
Pillar III - C, E

**DOES THIS ADDRESS A LEGAL  
REQUIREMENT? IF SO PROVIDE AN  
OVERVIEW.**

No

**DOES THIS ADDRESS A CITY  
COMMISSION OBJECTIVE? IF SO  
PROVIDE AN OVERVIEW.**

Commission has voiced consistent interest in mobility and the options for the City with regard to this issue.



# 2023 SUPPLEMENTAL BUDGET ENHANCEMENT REQUEST

General Fund



**WHAT IS YOUR EMAIL?**

[wwaters@lakeworthbeachfl.gov](mailto:wwaters@lakeworthbeachfl.gov)

**FUND NAME**

General Fund

**FUND NO.**

001-2030-515.64-40

**DEPARTMENT NAME**

Community Sustainability

**DEPARTMENT NO.**

001-2030-515.64-40

**OBJECT ACCT NAME**

Miscellaneous Equipment Technology

**CONTROL ACCT NO**

001-2030-515.64-40

**AMOUNT REQUEST**

\$15,000

**REQUEST TYPE**

One-Time Request

**PROVIDE A DESCRIPTION AND THE  
PURPOSE OF THE ENHANCEMENT.**

Funding to purchase Click to Gov suite for Planning and Engineering Module of Naviline to facilitate transition to on-line bill payment options.

**DOES THIS ADDRESS A STRATEGIC  
PLANNING PILLAR? IF SO PROVIDE AN  
OVERVIEW.**

Pillar 4 and Pillar 5

**DOES THIS ADDRESS A LEGAL  
REQUIREMENT? IF SO PROVIDE AN  
OVERVIEW.**

No

**DOES THIS ADDRESS A CITY  
COMMISSION OBJECTIVE? IF SO  
PROVIDE AN OVERVIEW.**

Yes, Commission has requested enhanced customer service options and on-line bill payment.

**DOES THIS PROVIDE A RETURN ON  
INVESTMENT? IF SO PROVIDE AN  
OVERVIEW.**

Undetermined at this point.

# 2023 SUPPLEMENTAL BUDGET ENHANCEMENT REQUEST

General Fund



**WHAT IS YOUR EMAIL?**

[wwaters@lakeworthbeachfl.gov](mailto:wwaters@lakeworthbeachfl.gov)

**FUND NAME**

General Fund

**FUND NO.**

001-2040-515.13-10

**DEPARTMENT NAME**

Community Sustainability

**DEPARTMENT NO.**

001-2040-515.13-10

**OBJECT ACCT NAME**

Part Time

**CONTROL ACCT NO**

001-2040-515.13-10

**AMOUNT REQUEST**

\$30,000

**REQUEST TYPE**

Annual Request

**PROVIDE A DESCRIPTION AND THE  
PURPOSE OF THE ENHANCEMENT.**

A request for \$30,000 to allow for a full year of intern services to support code compliance's administrative activities. The intern position has been critical in the Division being able to maintain a consistent level of service. Also, serves as training opportunity to provide required experience for interns to ultimately come on board as full time administrative support when vacancies occur.

**DOES THIS ADDRESS A STRATEGIC  
PLANNING PILLAR? IF SO PROVIDE AN  
OVERVIEW.**

Pillar 4 and Pillar 5

**DOES THIS ADDRESS A LEGAL  
REQUIREMENT? IF SO PROVIDE AN  
OVERVIEW.**

No

**DOES THIS ADDRESS A CITY  
COMMISSION OBJECTIVE? IF SO  
PROVIDE AN OVERVIEW.**

Yes, Commission expects a consistent level of services even when vacancies occur.

**DOES THIS PROVIDE A RETURN ON  
INVESTMENT? IF SO PROVIDE AN  
OVERVIEW.**

Yes, the cost of an intern part-time is less than creating new full time positions with benefits, which are proving very difficult to fill.

City of Lake Worth Beach  
FY 2023  
Supplemental Budget Enhancement Request

Fund Name:	<u>General</u>	Fund No.	<u>001</u>
Department Name:	<u>Public Works - Streets</u>	Department No.	<u>5020</u>
Object Acct Name:	<u>Other Contractual Service</u>	Control Acct No.	<u>519.34-50</u>

\$ Amount Request 345,000.00

Will this be an annual request Yes?

*or a*

One-time request No?

Provide a description and the purpose of the enhancement.

Funds shall be utilized for asphalt and concrete maintenance too large to perform in-hou



Does this address a strategic planning pillar? If so provide an overview.

**Affirming Government For All**

Does this address a legal requirement? If so provide an overview.

**Roadway and sidewalk repair provides a decrease in liability**

Does this address a City Commission objective? If so provide an overview.

**Address deferred infrastructure maintenance**

Does this provide a return on investment? If so provide an overview.

**The goal is to continue liability reduction.**

Other comments.

Complete this schedule if:

- An object number exceeds the previous year's request.
- If the department is adding a new program or service needing evaluation / discussion

City of Lake Worth Beach  
FY 2023  
Supplemental Budget Enhancement Request

Fund Name:	<u>General</u>	Fund No.	<u>001</u>
Department Name:	<u>Public Works - Grounds</u>	Department No.	<u>5040</u>
Object Acct Name:	<u>Misc. Equipment</u>	Control Acct No.	<u>519.64-40</u>

\$ Amount Request 15,000.00

Will this be an annual request No?

*or a*

One-time request Yes?

Provide a description and the purpose of the enhancement.

Funds shall be utilized to purchase a new chipper for the Grounds Division.

Does this address a strategic planning pillar? If so provide an overview.

Navigating towards a sustainable community. Non palm frond material from the machine

Does this address a legal requirement? If so provide an overview.

N/A

Does this address a City Commission objective? If so provide an overview.

Shall help keep our parks clean and vibrant.

Does this provide a return on investment? If so provide an overview.

Shall help keep our parks clean and vibrant.

Other comments.

Complete this schedule if:

- An object number exceeds the previous year's request.
- If the department is adding a new program or service needing evaluation / discussion

**2023 SUPPLEMENTAL  
BUDGET  
ENHANCEMENT  
REQUEST  
General Fund**



**WHAT IS YOUR EMAIL?** [lbennett@lakeworthbeachfl.gov](mailto:lbennett@lakeworthbeachfl.gov)

**FUND NAME** General Fund

**FUND NO.** 001-8010

**DEPARTMENT NAME** Leisure Services

**DEPARTMENT NO.** 001-8010-513.48-00

**OBJECT ACCT NAME** Promotional Act. (advertising)

**CONTROL ACCT NO** 001-8010-513.48-00

**AMOUNT REQUEST** \$1,500

**REQUEST TYPE** Annual Request

**PROVIDE A DESCRIPTION AND THE PURPOSE OF THE ENHANCEMENT.** FY22: 1,500 FY23 Request: \$3,000 Increase in social media advertising, google ads

**DOES THIS ADDRESS A STRATEGIC PLANNING PILLAR? IF SO PROVIDE AN OVERVIEW.** Celebrating the unique, historical, coastal, and cultural diversity of the City-  
A

# 2023 SUPPLEMENTAL BUDGET ENHANCEMENT REQUEST



General

**WHAT IS YOUR EMAIL?**

[lbennett@lakeworthbeachfl.gov](mailto:lbennett@lakeworthbeachfl.gov)

**FUND NAME**

General

**FUND NO.**

001-8020-571.40-10

**DEPARTMENT NAME**

Leisure Services

**DEPARTMENT NO.**

001-8020-571.40-10

**OBJECT ACCT NAME**

Training/Registration

**CONTROL ACCT NO**

001-8020-571.40-10

**AMOUNT REQUEST**

\$150.00

**REQUEST TYPE**

Annual Request

**PROVIDE A DESCRIPTION AND THE  
PURPOSE OF THE ENHANCEMENT.**

Registration for Public Library Directors Meeting

**DOES THIS ADDRESS A STRATEGIC  
PLANNING PILLAR? IF SO PROVIDE AN  
OVERVIEW.**

Pillar 5-A, B

# 2023 SUPPLEMENTAL BUDGET ENHANCEMENT REQUEST



General

**WHAT IS YOUR EMAIL?**

[lbennett@lakeworthbeachfl.gov](mailto:lbennett@lakeworthbeachfl.gov)

**FUND NAME**

General

**FUND NO.**

001-8020-571.40-20

**DEPARTMENT NAME**

Leisure Services

**DEPARTMENT NO.**

001-8020-571.40-20

**OBJECT ACCT NAME**

Lodging/Transportation

**CONTROL ACCT NO**

001-8020-571.40-20

**AMOUNT REQUEST**

\$200.00

**REQUEST TYPE**

Annual Request

**PROVIDE A DESCRIPTION AND THE  
PURPOSE OF THE ENHANCEMENT.**

Travel to Tallahassee/lodge 1 night for Library Directors Meeting.

**DOES THIS ADDRESS A STRATEGIC  
PLANNING PILLAR? IF SO PROVIDE AN  
OVERVIEW.**

Pillar 5- A, B

# 2023 SUPPLEMENTAL BUDGET ENHANCEMENT REQUEST



General Fund

**WHAT IS YOUR EMAIL?**

[lbennett@lakeworthbeachfl.gov](mailto:lbennett@lakeworthbeachfl.gov)

**FUND NAME**

General Fund

**FUND NO.**

001-8020

**DEPARTMENT NAME**

Leisure Services

**DEPARTMENT NO.**

001-8020-571.46-10

**OBJECT ACCT NAME**

R&M Buildings

**CONTROL ACCT NO**

001-8020-571.46-10

**AMOUNT REQUEST**

\$3,000.00

**REQUEST TYPE**

One-Time Request

**PROVIDE A DESCRIPTION AND THE** FY22: \$2,000 FY23 Request: \$7,000

Ceiling replacement and Kitchenette for The Gallery Meeting Room

**PURPOSE OF THE ENHANCEMENT.**

**DOES THIS ADDRESS A STRATEGIC  
PLANNING PILLAR? IF SO PROVIDE AN  
OVERVIEW.**

Celebrating the unique, historical, coastal,  
and cultural diversity of the CityB, D



**2023 SUPPLEMENTAL  
BUDGET  
ENHANCEMENT  
REQUEST**  
General Fund



**WHAT IS YOUR EMAIL?**

[lbennett@lakeworthbeachfl.gov](mailto:lbennett@lakeworthbeachfl.gov)

**FUND NAME**

General Fund

**FUND NO.**

001-8020

**DEPARTMENT NAME**

Leisure Services

**DEPARTMENT NO.**

001-8020-571.48-00

**OBJECT ACCT NAME**

Promotional Activities

**CONTROL ACCT NO**

001-8020-571.48-00

**AMOUNT REQUEST**

\$2,620

**REQUEST TYPE**

Annual Request

**PROVIDE A DESCRIPTION AND THE  
PURPOSE OF THE ENHANCEMENT.**

FY22: \$13,380 FY23 Request:\$16,000 Increase in pricing for BiblioArte Author fees and travel.

Author for BiblioArte (15,000), Book Town Designation fees (1,000)

**DOES THIS ADDRESS A STRATEGIC  
PLANNING PILLAR? IF SO PROVIDE AN  
OVERVIEW.**

Celebrating the unique, historical, coastal, and cultural diversity of the City-D

**2023 SUPPLEMENTAL  
BUDGET  
ENHANCEMENT  
REQUEST**  
General Fund



**WHAT IS YOUR EMAIL?** [lbennett@lakeworthbeachfl.gov](mailto:lbennett@lakeworthbeachfl.gov)

**FUND NAME** General Fund

**FUND NO.** 001-8020

**DEPARTMENT NAME** Leisure Services

**DEPARTMENT NO.** 001-8020-571.54-00

**OBJECT ACCT NAME** Books, Publ, Subsc & Memb

**CONTROL ACCT NO** 001-8020-571.54-00

**AMOUNT REQUEST** \$8,700

**REQUEST TYPE** Annual Request

**PROVIDE A DESCRIPTION AND THE PURPOSE OF THE ENHANCEMENT.**  
FY22-15,000  
FY23 Request 23,700

Price of ebooks has risen due covid CloudLibrary 2500, SEFLIN 2400,  
Newsbank 2000, BiblioTheca 5600, FLA 500, OCLC 2200, Ebsco 3500, Magazine 3500, ALA 1500

**DOES THIS ADDRESS A STRATEGIC PLANNING PILLAR? IF SO PROVIDE AN OVERVIEW.**  
Affirming Government for All  
A, D, E

**2023 SUPPLEMENTAL  
BUDGET  
ENHANCEMENT  
REQUEST**  
General Fund



**WHAT IS YOUR EMAIL?** [lbennett@lakeworthbeachfl.gov](mailto:lbennett@lakeworthbeachfl.gov)

**FUND NAME** General Fund

**FUND NO.** 001-8020

**DEPARTMENT NAME** Leisure Services

**DEPARTMENT NO.** 001-8020-571.54.90

**OBJECT ACCT NAME** Library Materials

**CONTROL ACCT NO** 001-8020-571.54.90

**AMOUNT REQUEST** \$10,000

**REQUEST TYPE** Annual Request

**PROVIDE A DESCRIPTION AND THE  
PURPOSE OF THE ENHANCEMENT.** FY 22 Request- \$40,000  
FY23 Request- \$50,000

Price of books has risen due to covid McNaughton 25,000, Brodart 15,000,  
Gumdrop 7000, Amazon 1000, Uof FL 1,000, Pineapple Press 1000

**DOES THIS ADDRESS A STRATEGIC  
PLANNING PILLAR? IF SO PROVIDE AN  
OVERVIEW.**

A, D, E

Affirming government for all

# 2023 SUPPLEMENTAL BUDGET ENHANCEMENT REQUEST General Fund



**WHAT IS YOUR EMAIL?**

[lbennett@lakeworthbeachfl.gov](mailto:lbennett@lakeworthbeachfl.gov)

**FUND NAME**

General Fund

**FUND NO.**

001-8061

**DEPARTMENT NAME**

Leisure Services

**DEPARTMENT NO.**

001-8061-572.34-50

**OBJECT ACCT NAME**

Other Contractual Services

**CONTROL ACCT NO**

001-8061-572.34-50

**AMOUNT REQUEST**

\$4,000

**REQUEST TYPE**

Annual Request

**PROVIDE A DESCRIPTION AND THE  
PURPOSE OF THE ENHANCEMENT.**

FY22- \$11,000

FY23- \$15,000

Instructor Prices Increased due to COVID19

Yoga Instructor /yr, Boot Camp Instructor / fall and spring sessions, Summer Camp  
Specialty Instructors (STEM) , CluCre8.

**DOES THIS ADDRESS A STRATEGIC  
PLANNING PILLAR? IF SO PROVIDE AN  
OVERVIEW.**

Positioning- E

Strengthening- E

Celebrating- D

**2023 SUPPLEMENTAL  
BUDGET  
ENHANCEMENT  
REQUEST**  
General



**WHAT IS YOUR EMAIL?**

[lbennett@lakeworthbeachfl.gov](mailto:lbennett@lakeworthbeachfl.gov)

**FUND NAME**

General

**FUND NO.**

001-8062

**DEPARTMENT NAME**

Leisure Services

**DEPARTMENT NO.**

001-8062-572.34-50

**OBJECT ACCT NAME**

Other Contractual Service

**CONTROL ACCT NO**

001-8062-572.34-50

**AMOUNT REQUEST**

\$7,000

**REQUEST TYPE**

Annual Request

**PROVIDE A DESCRIPTION AND THE  
PURPOSE OF THE ENHANCEMENT.**

FY 22: 305,000

FY 23 Request: 312,000

Increase of Haverland Turf Maintenance (COVID Inflation) for field maintenance.

Haverland turf field maintenance contract \$232,000, Alarm systems \$2,000, Electrical/Light repairs \$25,000, Fencing repairs/installs \$25,000, playground repairs \$10,000, scoreboards 8,000 and irrigation pump repairs

\$10,000

**DOES THIS ADDRESS A STRATEGIC  
PLANNING PILLAR? IF SO PROVIDE AN  
OVERVIEW.**

Pillar 1- E

Pillar 2- E

# 2023 SUPPLEMENTAL BUDGET ENHANCEMENT REQUEST



Building Enterprise Fund

**WHAT IS YOUR EMAIL?**

[wwaters@lakeworthbeachfl.gov](mailto:wwaters@lakeworthbeachfl.gov)

**FUND NAME**

Building Enterprise Fund

**FUND NO.**

103-2020-515.64-30

**DEPARTMENT NAME**

Community Sustainability

**DEPARTMENT NO.**

103

**OBJECT ACCT NAME**

Machinery Equipment

**CONTROL ACCT NO**

103-2020-515.64-30

**AMOUNT REQUEST**

\$80,000

**REQUEST TYPE**

One-Time Request

**PROVIDE A DESCRIPTION AND THE  
PURPOSE OF THE ENHANCEMENT.**

Funding for early replacement of two building division vehicles with either electric or hybrid options. Vehicles being replaced will be transitioned to Code Compliance Division to avoid having to purchase new vehicles as vacant staff positions are filled.

**DOES THIS ADDRESS A STRATEGIC  
PLANNING PILLAR? IF SO PROVIDE AN  
OVERVIEW.**

Pillar Four

**DOES THIS ADDRESS A LEGAL  
REQUIREMENT? IF SO PROVIDE AN  
OVERVIEW.**

No

**DOES THIS ADDRESS A CITY  
COMMISSION OBJECTIVE? IF SO  
PROVIDE AN OVERVIEW.**

Yes, Commission has requested that City Vehicle fleet transition to electric options.

**DOES THIS PROVIDE A RETURN ON  
INVESTMENT? IF SO PROVIDE AN  
OVERVIEW.**

Not Applicable

**2023 SUPPLEMENTAL  
BUDGET  
ENHANCEMENT  
REQUEST**  
Building Fund



**WHAT IS YOUR EMAIL?**

[wwaters@lakeworthbeachfl.gov](mailto:wwaters@lakeworthbeachfl.gov)

**FUND NAME**

Building Fund

**FUND NO.**

102-2020-515.64-40

**DEPARTMENT NAME**

Community Sustainability

**DEPARTMENT NO.**

102-2020-515.64-40

**OBJECT ACCT NAME**

Technology

**CONTROL ACCT NO**

64-40

**AMOUNT REQUEST**

\$5,000

**REQUEST TYPE**

Annual Request

**PROVIDE A DESCRIPTION AND THE  
PURPOSE OF THE ENHANCEMENT.**

Additional funding for the maintenance and expansion of Blu-Beam services within the Building Division

**DOES THIS ADDRESS A STRATEGIC  
PLANNING PILLAR? IF SO PROVIDE AN  
OVERVIEW.**

Pillar V - A and D

**DOES THIS ADDRESS A LEGAL  
REQUIREMENT? IF SO PROVIDE AN  
OVERVIEW.**

Yes, statutory requirement to review building permit applications in a timely manner.

# 2023 SUPPLEMENTAL BUDGET ENHANCEMENT REQUEST

Lauren Bennett



**WHAT IS YOUR EMAIL?**

[lbennett@lakeworthbeachfl.gov](mailto:lbennett@lakeworthbeachfl.gov)

**FUND NAME**

Lauren Bennett

**FUND NO.**

140-8050-579.46-21

**DEPARTMENT NAME**

Leisure Services

**DEPARTMENT NO.**

Parking Division

**OBJECT ACCT NAME**

Equipment-General

**CONTROL ACCT NO**

140-8050-579.46-21

**AMOUNT REQUEST**

\$6,500

**REQUEST TYPE**

Annual Request

**PROVIDE A DESCRIPTION AND THE  
PURPOSE OF THE ENHANCEMENT.**

FY22: \$18,000 FY23 Request: \$24,500 Adding additional parking meters to the Bohemian Garage.

**DOES THIS ADDRESS A STRATEGIC  
PLANNING PILLAR? IF SO PROVIDE AN  
OVERVIEW.**

Positioning Lake Worth Beach to be a more a competitive viable location of choice  
C

Navigating Towards a Sustainable Community  
B

**DOES THIS PROVIDE A RETURN ON  
INVESTMENT? IF SO PROVIDE AN**

Yes- parking revenue

**OTHER COMMENTS**

Current account: \$18,000  
Requesting a total of: \$24,500 for FY 23

**OVERVIEW.**



**2023 SUPPLEMENTAL  
BUDGET  
ENHANCEMENT  
REQUEST**  
Beach Fund



**WHAT IS YOUR EMAIL?** [lbennett@lakeworthbeachfl.gov](mailto:lbennett@lakeworthbeachfl.gov)  
**FUND NAME** Beach Fund  
**FUND NO.** 140  
**DEPARTMENT NAME** Leisure Services  
**DEPARTMENT NO.** 140-8055-575.52-90  
**OBJECT ACCT NAME** Other  
**CONTROL ACCT NO** 140-8055-575.52-90  
**AMOUNT REQUEST** \$6,000  
**REQUEST TYPE** Annual Request

**PROVIDE A DESCRIPTION AND THE PURPOSE OF THE ENHANCEMENT. FY22: \$8,000 FY23 Request: \$14,000**

Bathroom and janitorial supplies. Vendor supplies are increasing due to COVID.

**DOES THIS ADDRESS A STRATEGIC  
PLANNING PILLAR? IF SO PROVIDE AN  
OVERVIEW.**

Affirming Government for All- A

# 2023 SUPPLEMENTAL BUDGET ENHANCEMENT REQUEST



Beach Fund

**WHAT IS YOUR EMAIL?**

[lbennett@lakeworthbeachfl.gov](mailto:lbennett@lakeworthbeachfl.gov)

**FUND NAME**

Beach Fund

**FUND NO.**

140

**DEPARTMENT NAME**

Leisure Services

**DEPARTMENT NO.**

140-8072-572.64-00

**OBJECT ACCT NAME**

Machinery & Equipment

**CONTROL ACCT NO**

140-8072-572.64-00

**AMOUNT REQUEST**

\$7,500.00

**REQUEST TYPE**

One-Time Request

**PROVIDE A DESCRIPTION AND THE  
PURPOSE OF THE ENHANCEMENT.**

ATV Replacement

**DOES THIS ADDRESS A STRATEGIC  
PLANNING PILLAR? IF SO PROVIDE AN  
OVERVIEW.**

Positioning Lake Worth Beach to be a competitive viable location of choice-  
E

**DOES THIS PROVIDE A RETURN ON  
INVESTMENT? IF SO PROVIDE AN  
OVERVIEW.**

Affirming government for all- A, B D

Allows quicker response times during an emergency

**2023 SUPPLEMENTAL  
BUDGET  
ENHANCEMENT  
REQUEST**  
Beach Fund



**WHAT IS YOUR EMAIL?**

[lbennett@lakeworthbeachfl.gov](mailto:lbennett@lakeworthbeachfl.gov)

**FUND NAME**

Beach Fund

**FUND NO.**

140

**DEPARTMENT NAME**

Leisure Services

**DEPARTMENT NO.**

140-8074-575.34-50

**OBJECT ACCT NAME**

Other Contractual Service

**CONTROL ACCT NO**

140-8074-575.34-50

**AMOUNT REQUEST**

\$17,774.00

**REQUEST TYPE**

Annual Request

**PROVIDE A DESCRIPTION AND THE  
PURPOSE OF THE ENHANCEMENT.**

FY22: 290,726 FY 23 Request: \$308,500

New Janitorial, \$16,000, Marquez Landscape \$20,000, PBSO \$272,500. Vendor Supplies Increasing due to COVID

**DOES THIS ADDRESS A STRATEGIC  
PLANNING PILLAR? IF SO PROVIDE AN  
OVERVIEW.**

Affirming Government for All- A

**2023 SUPPLEMENTAL  
BUDGET  
ENHANCEMENT  
REQUEST**  
Beach Fund



**WHAT IS YOUR EMAIL?**

[lbennett@lakeworthbeachfl.gov](mailto:lbennett@lakeworthbeachfl.gov)

**FUND NAME**

Beach Fund

**FUND NO.**

140

**DEPARTMENT NAME**

Leisure Services

**DEPARTMENT NO.**

140-8074-575.46-70

**OBJECT ACCT NAME**

Structures & Improvements

**CONTROL ACCT NO**

140-8074-575.46-70

**AMOUNT REQUEST**

\$3,000

**REQUEST TYPE**

Annual Request

**PROVIDE A DESCRIPTION AND THE  
PURPOSE OF THE ENHANCEMENT.**

Fy22: \$35,000 FY23 Request:\$38,000 Fence Railings \$10,000  
Lighting \$6,000  
Windows/Doors \$5,000,  
Pavilion/canopy repairs \$7,000, South  
bathroom repairs \$5,000 ADA path  
repairs \$5,000 - Price Increases due to  
COVID.

**DOES THIS ADDRESS A STRATEGIC  
PLANNING PILLAR? IF SO PROVIDE AN  
OVERVIEW.**

Positioning Lake Worth Beach to be a competitive viable location of choice-  
E

City of Lake Worth Beach  
FY 2023  
Supplemental Budget Enhancement Request

Fund Name:	Electric Utility	Fund No.	401
Department Name:	Electric/Customer Services	Department No.	12-40
Object Acct Name:	Contractual Services	Control Acct No.	401-1240-513-34-50

\$ Amount Request; \$96,000 Annually

Will this be an annual request - **Yes**

*or a*

One-time request                      **No**

**Provide a description and the purpose of the enhancement.**

City's Utility Customer Service function is desirous of improving customers' experience by improving the Customer Information System (CIS) system to incorporate features not available today. The new CIS would be web hosted with annual hosting licensing fees of \$8,000 per month or \$96,000 annually. The new CIS would integrate with City's legacy Naviline system and the recently added Milsoft suite of technology modules (Engineering Analysis, Geographic Information System, Interactive Voice Response, and Outage Management System) and allow more effective and timely outage notification methods, advanced utility billing features that are not available today such as enhanced budget billing, community solar billing, commercial demand billing, and pay-as-you-go electric service.

**Does this address a strategic planning pillar? If so provide an overview.**

**Yes** – Affirming Government for All; Maximize Technology to enhance efficiency, productivity, security and convenience. Utilizing the latest in modern utility billing software with advanced features will allow the City to improve Customer Experience. Features of the new billing system will include increased budget billing options with up to six different options, the ability to provide customers with a solar energy option in their energy supply, automated commercial demand billing to help reduce the bills of our commercial customers and more importantly correctly bill the larger commercial customers that place a heavier demand on the electric system; and offer customers the ability to "pay-go" their electric service automatically – similar to Sun Pass – by replenishing their accounts in smaller, more frequent increments to avoid shut-off fees and late charges.

**Does this address a legal requirement? If so provide an overview.**

n/a

**Does this address a City Commission objective? If so provide an overview.**

**Yes** (see Strategic Planning Pillar response above)

City of Lake Worth Beach  
FY 2023  
Supplemental Budget Enhancement Request

Fund Name:	<u>Electric Utility</u>	Fund No.	401
Department Name:	Electric/Customer Services	Department No.	12-40
Object Acct Name:	Training	Control Acct No.	401-1240-513-40-10

\$ Amount Request \$7,500: additional

Will this be an annual request Yes

*or a*

One-time request                      No

Provide a description and the purpose of the enhancement.

Customer Services requests the addition of 6 new Customer Services reps for the purpose of managing customers calls, in lieu of the calls going thru ENCO; and thus reduce our contractual costs with ENCO. Hence, the need for additional training costs.

Does this address a strategic planning pillar? If so provide an overview.

This allows for the networking of our transmission assets to the Bulk Electric System, BES and provides for a second transmission interconnection with Florida Power and Light. This second connection will provide a reliable and redundant pathway to electric energy we own outside of our territory.

Does this address a legal requirement? If so provide an overview.

No

Does this address a City Commission objective? If so provide an overview.

Yes, City Commission provided favorable consensus at a Customer Services workshop presentation in February'2022

Does this provide a return on investment? If so provide an overview.

The Strategy is to limit dependency initially, and replace ENCO, thus reducing contractual cost. In the interim, we need to budget for training costs.

Other comments.

# 2023 SUPPLEMENTAL BUDGET ENHANCEMENT REQUEST



Electric utility

**WHAT IS YOUR EMAIL?**

[cjohnson@lakeworthbeachfl.gov](mailto:cjohnson@lakeworthbeachfl.gov)

**FUND NAME**

Electric utility

**FUND NO.**

401

**DEPARTMENT NAME**

Division Name is Customer services

**DEPARTMENT NO.**

12-40

**OBJECT ACCT NAME**

Office Supplies

**CONTROL ACCT NO**

401-1240-513-51-10

**AMOUNT REQUEST**

Additional \$7,000:

**REQUEST TYPE**

Annual Request

**PROVIDE A DESCRIPTION AND THE  
PURPOSE OF THE ENHANCEMENT.**

Customer Services requested 6 additional Customer Services Reps to replace the outsourcing to ENCO and reduce costs. A presentation was made to the City Commission at a workshop, and they showed approval of this strategy. Hence, with new EEs, there is a need for additional Office Supplies.

**DOES THIS ADDRESS A STRATEGIC  
PLANNING PILLAR? IF SO PROVIDE AN  
OVERVIEW.**

Yes

**DOES THIS ADDRESS A LEGAL  
REQUIREMENT? IF SO PROVIDE AN  
OVERVIEW.**

No

**DOES THIS ADDRESS A CITY  
COMMISSION OBJECTIVE? IF SO  
PROVIDE AN OVERVIEW.**

Yes, they unanimously agreed with the plan to hire new Customer Services Reps, and scale back the contractual costs the City pays to ENCO

**DOES THIS PROVIDE A RETURN ON  
INVESTMENT? IF SO PROVIDE AN  
OVERVIEW.**

That is the strategy, yes.

City of Lake Worth Beach  
FY 2023  
Supplemental Budget Enhancement Request

Fund Name:	<u>Electric Utility</u>	Fund No.	401
Department Name:	Electric/Engineering	Department No.	60-20
Object Acct Name:	Training	Control Acct No.	401-6020-531-40-10

\$ Amount Request \$3,000: additional

Will this be an annual request Yes

*or a*

One-time request                      No

Provide a description and the purpose of the enhancement.

Engineering desires to keep up with new best of breed technology, tools, techniques and knowledge, hence the need for training exposure

Does this address a strategic planning pillar? If so provide an overview.

**D. Maximize technology to enhance efficiency, productivity, security and convenience**

Does this address a legal requirement? If so provide an overview.

No

Does this address a City Commission objective? If so provide an overview.

**Establish a workplace culture of high performance, continuous improvement, and human-centered innovation that encourages employee growth and collaboration**

Does this provide a return on investment? If so provide an overview.

Yes, consistent training, using best of breed technology, provides high quality products that reduces risks and improves performances.

Other comments.

Complete this schedule if:



City of Lake Worth Beach  
FY 2023  
Supplemental Budget Enhancement Request

Fund Name:	<u>Electric Utility</u>	Fund No.	401
Department Name:	Electric/Power Plant	Department No.	60-31
Object Acct Name:	Contractual Services	Control Acct No.	401-6031-531-34-50

\$ Amount Request \$75,000

Will this be an annual request No

*or a*

One-time request                      Yes

**Provide a description and the purpose of the enhancement.**

Battery Energy Storage study to identify potential.....

**Does this address a strategic planning pillar? If so provide an overview.**

**Does this address a legal requirement? If so provide an overview.**

**Does this address a City Commission objective? If so provide an overview.**

**Does this provide a return on investment? If so provide an overview.**

**Other comments.**

Complete this schedule if:

- An object number exceeds the previous year's request.
- If the department is adding a new program or service needing evaluation / discussion

City of Lake Worth Beach  
FY 2023  
Supplemental Budget Enhancement Request

Fund Name:	<u>Electric Utility</u>	Fund No.	401
Department Name:	Electric/Power Plant	Department No.	60-31
Object Acct Name:	Contractual Services	Control Acct No.	401-6031-531-34-50

\$ Amount Request      \$75,000

Will this be an annual request    No  
*or a*  
One-time request                      Yes

**Provide a description and the purpose of the enhancement.**  
Integrate Resource Plan (IRP) study to show.....

**Does this address a strategic planning pillar? If so provide an overview.**

**Does this address a legal requirement? If so provide an overview.**

**Does this address a City Commission objective? If so provide an overview.**

**Does this provide a return on investment? If so provide an overview.**

**Other comments.**

Complete this schedule if:

- An object number exceeds the previous year's request.
- If the department is adding a new program or service needing evaluation / discussion

City of Lake Worth Beach  
FY 2023  
Supplemental Budget Enhancement Request

Fund Name: <u>Electric Utility</u>	Fund No. 401
Department Name: Electric/Power Plant	Department No. 60-31
Object Acct Name: Chemicals	Control Acct No. 401-6031-531-52-30

\$ Amount Request \$1,000: additional

Will this be an annual request Yes

*or a*

One-time request                      No

Provide a description and the purpose of the enhancement.

Power Plant division was required to do more hydro-static testing, which requires more water and chemicals.

Does this address a strategic planning pillar? If so provide an overview.

**Facilitate environmental sustainability through infrastructure investments, safety requirements, and environmental resiliency.**

Does this address a legal requirement? If so provide an overview.

No

Does this address a City Commission objective? If so provide an overview.

**Establish a workplace culture of high performance, safety, continuous improvement, and human-centered innovation**

Does this provide a return on investment? If so provide an overview.

Yes, hydrostatic testing preempts safety issues with the intent to take corrective actions, and maintain high standards.

Other comments.

City of Lake Worth Beach  
FY 2023  
Supplemental Budget Enhancement Request

Fund Name:	<u>Electric Utility</u>	Fund No.	401
Department Name:	Electric/Systems Operations	Department No.	60-33
Object Acct Name:	Professional Services Other	Control Acct No.	401-6033-531-31-90

\$ Amount Request \$500,000

Will this be an annual request Yes

*or a*

One-time request                      No

Provide a description and the purpose of the enhancement.

WHEREAS, each of the Parties is a NERC registered Transmission Operator ("TOP") responsible for the reliability of its local Transmission system and operates its own Control Center to direct and operate its Transmission facilities which are interconnected to the Bulk Electric System ("BES"); and  
WHEREAS, NERC has developed Critical Infrastructure Protection ("CIP") Standards for the industry that mandates all TOPs to be in compliance with CIP version 5 Standards on or before April 1, 2016; and  
WHEREAS, most TOPs will need to make substantial monetary investments in their Control Centers over the next two years in order to be compliant with the aforesaid CIP Standards; and  
WHEREAS, the Parties desire to reduce their respective liabilities related to CIP compliance and achieve greater efficiencies and cost savings through economies of scale realized from creating a single centralized TOP Control Center (primary and back-up) and share in the cost of operating one centralized TOP; and WHEREAS, CTOP has made substantial investments in its Control Center to meet NERC CIP cyber and security standards and desires to provide the resources necessary to provide centralized BES transmission system operations including staffing, facilities, compliance and EMS; and  
WHEREAS, the Parties have entered into a non-binding letter of intent ("Letter of Intent") with the mutual desire to form a joint BES Transmission Operator alliance ("Alliance"); designate and authorize CTOP to act as the NERC certified system operator for the Alliance; establish preliminary terms and conditions of CTOP assuming the role as the NERC certified system operator for the Alliance; and to set forth the understanding of the Parties with respect to a formal written agreement governing the operations of the Alliance.

Does this address a strategic planning pillar? If so provide an overview.

This allows for the networking of our transmission assets to the Bulk Electric System, BES and provides for a second transmission interconnection with Florida Power and Light. This second connection will provide a reliable and redundant pathway to electric energy we own outside of our territory.

City of Lake Worth Beach  
FY 2023  
Supplemental Budget Enhancement Request

Fund Name:	<u>Electric Utility</u>	Fund No.	401
Department Name:	Electric/Systems Operations	Department No.	6033
Object Acct Name:	Professional Services Other	Control Acct No.	401-6033-531-31-90

\$ Amount Request      \$200,000

Will this be an annual request    No

*or a*

One-time request                      Yes

Provide a description and the purpose of the enhancement.

As City's Electric Utility prepares to place the new second tie line to the FPL transmission system in service by year-end 2023 we will need to take on additional federally mandated regulatory compliance responsibilities as a Transmission Operator (TOP). This Budget line item is for the Initial Cost for City's Electric Utility to join the Centralized Transmission Operator (CTOP) group managed by Orlando Utilities Commission (OUC) which will perform the TOP functions on our behalf. Each CTOP participant agrees to pay to a one-time, non-refundable fee to cover the CTOP's initial set-up costs upgrades of the Control Center. The initial cost is based on the number of participants and is set at approximately \$200,000. The amount of the new participant's charge shall be approved by the CTOP Executive Committee.

Does this address a strategic planning pillar? If so provide an overview.

Yes, this expense addresses both Pillar I (Competitive Viable Location) and Pillar II (Sustainable Community).

This expense is required to place in service a second tie line to the Florida Power and Light electric transmission system. This second connection will provide the City's electric utility customers and regional residents a reliable and redundant pathway to statewide sources of reliable electricity. City's power plant is well beyond end of expected life and is undersized to support the electric utility's needs during many months of the year.

Does this address a legal requirement? If so provide an overview.

Yes, City's Electric Utility is subject to federal regulations in regards the operation and maintenance of its electric transmission system.

In order to place City's Electric Utility's new tie line in service City will be required to be in compliance with NERC standards.

City of Lake Worth Beach  
FY 2023  
Supplemental Budget Enhancement Request

Fund Name: Electric Utility Fund No. 401  
Department Name: Electric/Trans & Distribution Department No. 60-34  
Object Acct Name: Small Equipment Control Acct No. 401-6034-531-46-25

\$ Amount Request \$3,000:

Will this be an annual request Yes

*or a*

One-time request

No

Provide a description and the purpose of the enhancement.

Trans & Distr. division is requesting additional funds to replace defective and worn out tools and small equipment, which maintains a high level of safety.

Does this address a strategic planning pillar? If so provide an overview.

**Maximize technology to enhance efficiency, productivity, security and convenience**

Does this address a legal requirement? If so provide an overview.

Yes, using defective tools can create a risk/liability legal issue.

Does this address a City Commission objective? If so provide an overview.

**Establish a workplace culture of high performance, safety, continuous improvement,**

Does this provide a return on investment? If so provide an overview.

Yes, new tools, sharp tools increases production ratios with less manual effort.

Other comments.

Complete this schedule if:

- An object number exceeds the previous year's request.

# 2023 SUPPLEMENTAL BUDGET ENHANCEMENT REQUEST

Golf



**WHAT IS YOUR EMAIL?**

[lbennett@lakeworthbeachfl.gov](mailto:lbennett@lakeworthbeachfl.gov)

**FUND NAME**

Golf

**FUND NO.**

404

**DEPARTMENT NAME**

Leisure Services

**DEPARTMENT NO.**

404-8030-575.46-10

**OBJECT ACCT NAME**

Buildings

**CONTROL ACCT NO**

404-8030-575.46-10

**AMOUNT REQUEST**

8,000

**REQUEST TYPE**

Annual Request

**PROVIDE A DESCRIPTION AND THE  
PURPOSE OF THE ENHANCEMENT.**

FY 22: 40,000  
FY23 Request: 48,000

Taking 8,000 from 575.46-30 Golf Carts and adding 8,000 to 575.46-10 for maintenance needs on aging facility.

**DOES THIS ADDRESS A STRATEGIC  
PLANNING PILLAR? IF SO PROVIDE AN  
OVERVIEW.**

Pillar 2- E

Pillar 3- B

Pillar 5- A

City of Lake Worth Beach  
FY 2023  
Supplemental Budget Enhancement Request

Fund Name:	<u>Refuse</u>	Fund No.	<u>410</u>
Department Name:	<u>Public Works - Refuse</u>	Department No.	<u>5081</u>
Object Acct Name:	<u>Other Contractual Service</u>	Control Acct No.	<u>534.34-50</u>

\$ Amount Request 13,000.00

Will this be an annual request Yes?

*or a*

One-time request No?

Provide a description and the purpose of the enhancement.

Funds shall be utilized for additional vehicle cameras that will link to existing monitoring 

Does this address a strategic planning pillar? If so provide an overview.

**Affirming Government For All**

Does this address a legal requirement? If so provide an overview.

N/A

Does this address a City Commission objective? If so provide an overview.

Does this provide a return on investment? If so provide an overview.

The goal is to continue liability reduction.

Other comments.

Complete this schedule if:

- An object number exceeds the previous year's request.
- If the department is adding a new program or service needing evaluation / discussion



City of Lake Worth Beach  
FY 2023  
Supplemental Budget Enhancement Request

Fund Name:	<u>Refuse</u>	Fund No.	<u>410</u>
Department Name:	<u>Public Works - Refuse</u>	Department No.	<u>5082</u>
Object Acct Name:	<u>Other Contractual Service</u>	Control Acct No.	<u>534.34-50</u>

\$ Amount Request 3,000.00

Will this be an annual request Yes?

*or a*

One-time request No?

Provide a description and the purpose of the enhancement.

Funds shall be utilized for additional vehicle cameras that will link to existing monitoring 

Does this address a strategic planning pillar? If so provide an overview.

**Affirming Government For All**

Does this address a legal requirement? If so provide an overview.

N/A

Does this address a City Commission objective? If so provide an overview.

Does this provide a return on investment? If so provide an overview.

**The goal is to continue liability reduction.**

Other comments.

Complete this schedule if:

- An object number exceeds the previous year's request.
- If the department is adding a new program or service needing evaluation / discussion

City of Lake Worth Beach  
FY 2023  
Supplemental Budget Enhancement Request

Fund Name:	<u>Refuse</u>	Fund No.	<u>410</u>
Department Name:	<u>Public Works - Refuse</u>	Department No.	<u>5082</u>
Object Acct Name:	<u>Heavy Equipment</u>	Control Acct No.	<u>534.46-26</u>

\$ Amount Request 20,000.00

Will this be an annual request Yes \_\_\_\_\_?

*or a*

One-time request No \_\_\_\_\_?

Provide a description and the purpose of the enhancement.

**In-house vehicle maintenance**

Does this address a strategic planning pillar? If so provide an overview.

**N/A - maintenance**

Does this address a legal requirement? If so provide an overview.

**N/A**

Does this address a City Commission objective? If so provide an overview.

**Collection efficiency**

Does this provide a return on investment? If so provide an overview.

**Yes. Keeps vehicles out on routes collecting.**

Other comments.

Complete this schedule if:

- An object number exceeds the previous year's request.
- If the department is adding a new program or service needing evaluation / discussion

City of Lake Worth Beach  
FY 2023  
Supplemental Budget Enhancement Request

Fund Name:	<u>Refuse</u>	Fund No.	<u>410</u>
Department Name:	<u>Public Works - Refuse</u>	Department No.	<u>5082</u>
Object Acct Name:	<u>Heavy Equipment - External</u>	Control Acct No.	<u>534.46-27</u>

\$ Amount Request 10,000.00

Will this be an annual request Yes ?

*or a*

One-time request No ?

Provide a description and the purpose of the enhancement.

**External vehicle maintenance**

Does this address a strategic planning pillar? If so provide an overview.

**N/A - maintenance**

Does this address a legal requirement? If so provide an overview.

**N/A**

Does this address a City Commission objective? If so provide an overview.

**Collection efficiency**

Does this provide a return on investment? If so provide an overview.

**Yes. Keeps vehicles out on routes collecting.**

Other comments.

Complete this schedule if:

- An object number exceeds the previous year's request.
- If the department is adding a new program or service needing evaluation / discussion

City of Lake Worth Beach  
FY 2023  
Supplemental Budget Enhancement Request

Fund Name:	<u>Refuse</u>	Fund No.	<u>410</u>
Department Name:	<u>Public Works - Refuse</u>	Department No.	<u>5083</u>
Object Acct Name:	<u>Other Contractual Services</u>	Control Acct No.	<u>534.46-27</u>

\$ Amount Request 2,000.00

Will this be an annual request Yes?

*or a*

One-time request No?

Provide a description and the purpose of the enhancement.

**Additional truck radios.**

Does this address a strategic planning pillar? If so provide an overview.

**N/A - maintenace**

Does this address a legal requirement? If so provide an overview.

**N/A**

Does this address a City Commission objective? If so provide an overview.

**Collection efficiency and communication**

Does this provide a return on investment? If so provide an overview.

**Yes. Eliminates the use of cell phones while operating heavy equipment.**

Other comments.

Complete this schedule if:

- An object number exceeds the previous year's request.
- If the department is adding a new program or service needing evaluation / discussion



Project Title	FY 2023 Requests	FY 2024 Forecast	FY 2025 Forecast	FY 2026 Forecast	FY 2027 Forecast	Cumulative Requests	Pay Go	Fund Balance	Source of Funds				Funding Not Identified or not Funded
									Transfers From Other Funds	Grant /SRF	Sales Tax	New Borrowing	
Total Street Maintenance Fund	750,000	750,000	750,000	750,000	750,000	3,750,000	-	-	-	-	-	-	3,750,000
<i>cross foot error s=0</i>						-	-	-	-	-	-	-	-
Total General Fund	3,698,336	1,495,000	750,000	750,000	750,000	7,443,336	-	-	-	65,000	-	-	7,378,336
<i>cross foot error s=0</i>						-	-	-	-	-	-	-	-
<b>Building Fund</b>													
ERP - Fund Share	750,000					750,000	-	750,000	-	-	-	-	-
1900 Customer Service Security and Access	555,000					555,000	-	555,000	-	-	-	-	-
Total Building Fund	1,305,000	-	-	-	-	1,305,000	-	1,305,000	-	-	-	-	-
<i>cross foot error s=0</i>						-	-	-	-	-	-	-	-
<b>Beach Fund</b>													
Rails / Decking - Beach Park		-	-	-	-	-	-	-	-	-	-	-	-
Beach Property Improvements- assume breakeven	6,000,000					6,000,000	-	-	-	-	-	-	6,000,000
Beach Dune Aluminum Railing	200,000					200,000	-	-	-	-	-	-	200,000
Casino Elevator Upgrades	50,000					50,000	-	-	-	-	-	-	50,000
Casino Stairwell Handrails	50,000					50,000	-	-	-	-	-	-	50,000
Lockhart Pier - Structural Piling Repairs	50,000		-	-	-	50,000	-	-	-	-	-	-	50,000
Total Beach Fund	6,350,000	-	-	-	-	6,350,000	-	-	-	-	-	-	6,350,000
<i>cross foot error s=0</i>						-	-	-	-	-	-	-	-
<b>Golf Fund</b>													
Clubhouse Roof Replacement		272,500				272,500	-	-	-	-	-	-	272,500
Total Golf Fund	-	272,500	-	-	-	272,500	-	-	-	-	-	-	272,500
<i>cross foot error s=0</i>						-	-	-	-	-	-	-	-
<b>Garage Fleet Maintenance Fund</b>													
Bucket Truck	150,000					150,000	-	-	-	-	-	-	150,000
Annual Vehicle Replacement Budget	200,000	200,000	200,000	200,000	200,000	1,000,000	-	-	-	-	-	-	1,000,000
Fuel Tank Replacement	1,000,000					1,000,000	-	-	-	-	-	-	1,000,000
Forklift Replacement	75,000					75,000	-	-	-	-	-	-	75,000
Total Garage Fund	1,425,000	200,000	200,000	200,000	200,000	2,225,000	-	-	-	-	-	-	2,225,000
<i>cross foot error s=0</i>						-	-	-	-	-	-	-	-
<b>IT Fund</b>													
Enterprise Resource Planning (ERP) Replacement	1,000,000	1,000,000	1,500,000	1,500,000		5,000,000	-	-	-	-	-	-	5,000,000
Computer Server Upgrades			50,000	50,000		100,000	-	-	-	-	150,000	-	(50,000)
Data Recovery Offsite Storage & Backup			50,000	50,000		100,000	-	-	-	-	150,000	-	(50,000)
Network Infrastructure Replacement			50,000	50,000		100,000	-	-	-	-	150,000	-	(50,000)
Network Security Upgrade and Replacement			50,000	50,000		100,000	-	-	-	-	150,000	-	(50,000)
Total Information Technology Fund	1,000,000	1,000,000	1,700,000	1,700,000		5,400,000	-	-	-	-	600,000	-	4,800,000
<i>cross foot error s=0</i>						-	-	-	-	-	-	-	-
<b>Parking Fund</b>													
Gulf Stream Hotel Streetscape Improvements							-	-	-	-	-	-	-
Bohemian - special appropriation							-	-	-	-	-	-	-
Total Parking Fund	-	-	-	-	-	-	-	-	-	-	-	-	-
<i>cross foot error s=0</i>						-	-	-	-	-	-	-	-
Total Governmental Funds	13,778,336	2,967,500	2,650,000	2,650,000	950,000	22,995,836	-	1,305,000	-	65,000	600,000	-	21,025,836
<i>cross foot error s=0</i>						-	-	-	-	-	-	-	-
<b>ENTERPRISE FUNDS</b>													

Project Title	FY 2023 Requests	FY 2024 Forecast	FY 2025 Forecast	FY 2026 Forecast	FY 2027 Forecast	Cumulative Requests	Pay Go	Fund Balance	Source of Funds				Funding Not Identified or not Funded
									Transfers From Other Funds	Grant /SRF	Sales Tax	New Borrowing	
<b>Electric Fund</b>													
FDOT & PBC 6th Ave S. Improvements	-	-	-	-	-	-	-	-	-	-	-	-	-
NERC CIP & Security Camera System Improvements	100,000	-	-	-	-	100,000	-	-	-	-	-	-	100,000
Park of Commerce Phase 2 MOVE TO PRK OF COMM	-	-	-	-	-	-	-	-	-	-	-	-	-
Park of Commerce Phase 2 MOVE TO PRK OF COMM	-	-	-	-	-	-	-	-	-	-	-	-	-
Safety Information Management System (SIMS)	-	-	-	-	-	-	-	-	-	-	-	-	-
2nd Tie Line- Design	-	-	-	-	-	-	-	-	-	-	-	-	-
2nd Tie Line	-	-	-	-	-	-	-	-	-	-	-	-	-
System Hardening & Reliability Improvement (SHRIP)	37,900,000	23,200,000	16,650,000	16,300,000	750,000	94,800,000	-	-	-	-	-	94,800,000	-
Line Truck Replacement	-	-	-	-	-	-	-	-	-	-	-	-	-
Roof Replacement - Utilities / Purchasing.	-	-	-	-	-	-	-	-	-	-	-	-	-
Charging Station	-	-	-	-	-	-	-	-	-	-	-	-	-
1601 N. Dixie Incentive Project	-	-	-	-	-	-	-	-	-	-	-	-	-
Oracle Implementation	-	-	-	-	-	-	-	-	-	-	-	-	-
SCADA Telemetry	-	-	-	-	-	-	-	-	-	-	-	-	-
Boutwell Road Improvements	-	-	-	-	-	-	-	-	-	-	-	-	-
Wi-Fi / Palm Beach County School Board	-	-	-	-	-	-	-	-	-	-	-	-	-
NERC Compliance Technology	-	-	-	-	-	-	-	-	-	-	-	-	-
FDOT Lake Worth Road Street Lighting	220,000	-	-	-	-	220,000	-	-	-	-	-	220,000	-
Bucket Truck (2) Replacement	1,375,000	750,000	750,000	350,000	-	3,225,000	-	-	-	-	-	1,375,000	1,850,000
New Forklift	67,000	-	-	-	-	67,000	-	-	-	-	-	67,000	-
City Hall Annex - Customer Service Building Improvements	1,500,000	-	-	-	-	1,500,000	-	-	-	-	-	1,500,000	-
Total Electric Fund	41,162,000	23,950,000	17,400,000	16,650,000	750,000	99,912,000	-	-	-	-	-	97,962,000	1,950,000
<i>cross foot error s=0</i>													
<b>Water Fund</b>													
Well #17 New Construction- Design	-	-	-	-	-	-	-	-	-	-	-	-	-
Raw WM Well 16-17-18 & Connect to Repump Generator	-	-	-	-	-	-	-	-	-	-	-	-	-
Clearwell Structural Improvements, Transfer Pump	-	-	-	-	-	-	-	-	-	-	-	-	-
Flash Mixer Structural Modification	-	-	-	-	-	-	-	-	-	-	-	-	-
S Booster Repairs- N booster	-	-	-	-	-	-	-	-	-	-	-	-	-
Lake Osborne Watermain Replacement - SRF Funded	-	-	-	3,500,000	-	3,500,000	-	-	-	3,500,000	-	-	-
2" Watermain Replacement-Construction- SRF Funded	-	-	-	-	-	-	-	-	-	-	-	-	-
Neighborhood Roads: District 1	-	-	-	-	-	-	-	-	-	-	-	-	-
Neighborhood Roads: District 2	-	-	-	-	-	-	-	-	-	-	-	-	-
1601 N Dixie Incentive Project	-	-	-	-	-	-	-	-	-	-	-	-	-
10th Ave N West of Boutwell WM Upsizing	-	-	-	-	-	-	-	-	-	-	-	-	-
Park of Commerce - Phase 1B	-	-	-	-	-	-	-	-	-	-	-	-	-
Park of Commerce Phase 2	-	-	-	-	-	-	-	-	-	-	-	-	-
Fuel Management System	-	-	-	-	-	-	-	-	-	-	-	-	-
Watermain Replacement NRP Projects	-	-	-	-	-	-	-	-	-	-	-	-	-
Water Mains	-	-	-	-	-	-	-	-	-	-	-	-	-
Raw Water Wells	600,000	1,000,000	600,000	250,000	1,000,000	3,450,000	-	-	-	-	-	3,450,000	-
Water Treatment Plant Improvements	1,340,000	1,700,000	825,000	350,000	-	4,215,000	-	-	-	990,000	-	2,875,000	350,000
Well #18 New Construction	662,000	-	-	-	-	662,000	-	-	-	-	-	662,000	-
Water Distribution Mains	1,150,000	1,575,000	950,000	350,000	350,000	4,375,000	-	-	-	-	-	1,150,000	3,225,000
Total Water Fund	4,102,000	4,275,000	2,375,000	4,450,000	1,350,000	16,552,000	-	-	-	4,490,000	-	8,487,000	3,575,000
<i>cross foot error s=0</i>													
<b>Local Sewer Fund</b>													

Project Title	FY 2023 Requests	FY 2024 Forecast	FY 2025 Forecast	FY 2026 Forecast	FY 2027 Forecast	Cumulative Requests	Pay Go	Fund Balance	Source of Funds				Funding Not Identified or not Funded
									Transfers From Other Funds	Grant /SRF	Sales Tax	New Borrowing	
Global manhole lining	150,000	150,000	150,000	150,000		600,000	300,000	150,000	-	-	-	150,000	-
Sewer Pump Station Improvements	350,000	400,000	325,000	300,000		1,375,000	-	-	-	-	-	1,375,000	-
Sewer System Pipe Network	1,100,000	990,000	990,000	990,000		4,070,000	-	-	-	-	-	4,070,000	-
Lift Station 5 Improvements	175,000					175,000	-	-	-	-	-	175,000	-
Lift Station 25 Improvements	250,000					250,000	-	-	-	-	-	250,000	-
Local Sewer Pump Station Improvements	200,000					200,000	-	-	-	-	-	200,000	-
Local Sewer System Pipe Network	1,470,000	1,090,000	990,000	990,000	990,000	5,530,000	-	-	-	-	-	1,470,000	4,060,000
PBC 10th Ave N at Boutwell FM Upsizing	150,000					150,000	-	-	-	-	-	150,000	-
Total Local Sewer Fund	3,845,000	2,630,000	2,455,000	2,430,000	990,000	12,350,000	300,000	150,000	-	-	-	7,840,000	4,060,000
<i>cross foot error s=0</i>													
<b>Stormwater Fund</b>													
Neighborhood Roads: District 3	-	-	-	-	-	-	-	-	-	-	-	-	-
Neighborhood Roads: District 4	-	-	-	-	-	-	-	-	-	-	-	-	-
13th Ave North - GOLF COURSE 72' REPAIR/LINING	-	-	-	-	-	-	-	-	-	-	-	-	-
10TH AVE N LINING	-	-	-	-	-	-	-	-	-	-	-	-	-
Park of Commerce - Phase 1B	-	-	-	-	-	-	-	-	-	-	-	-	-
Park of Commerce- Phase 2	-	-	-	-	-	-	-	-	-	-	-	-	-
Storm Water Master Plan - ARPA Potential	-	-	-	-	-	-	-	-	-	-	-	-	-
ST Outfall Check Valve	50,000	50,000	50,000	50,000		200,000	50,000	100,000	-	50,000	-	-	-
North O St Second to Lake Ave	-	-	-	-	-	-	-	-	-	-	-	-	-
16th Ave. North, Outfall Repairs	-	-	-	-	-	-	-	-	-	-	-	-	-
Stormwater Conveyance and collection improvements	300,000	300,000	300,000	300,000		1,200,000	300,000	600,000	-	300,000	-	-	-
Stormwater Main NRP Projects-3 S Palm Park	600,000					600,000	-	-	-	600,000	-	-	-
Stormwater Main NRP Projects Parrot Cove	450,000					450,000	-	-	-	450,000	-	-	-
Stormwater Main NRP Projects-4 Eden Park	600,000					600,000	-	-	-	600,000	-	-	-
Vac Truck 153 Replacement	300,000					300,000	-	-	-	300,000	-	-	-
16th Avenue North Outfall Check Valve Repairs	50,000	50,000	50,000	50,000	50,000	250,000	-	-	-	50,000	-	-	200,000
West Village Art loft	100,000					100,000	-	-	-	100,000	-	-	-
Total Stormwater Fund	2,450,000	400,000	400,000	400,000	50,000	3,700,000	350,000	700,000	-	2,450,000	-	-	200,000
<i>cross foot error s=0</i>													
<b>Sanitation Fund</b>													
Heavy Truck Replacement Budget	500,000	500,000	500,000	500,000	500,000	2,500,000	-	500,000	-	-	-	2,000,000	-
Multi Camera System		-	-	-	-	-	-	-	-	-	-	-	-
Grapple Truck		-	-	-	-	-	-	-	-	-	-	-	-
1880 2nd Ave North- Roof Replacement		-	-	-	-	-	-	-	-	-	-	-	-
1880 2nd Ave North- Sewer Lift Station		-	-	-	-	-	-	-	-	-	-	-	-
Total Sanitation Fund	500,000	500,000	500,000	500,000	500,000	2,500,000	-	500,000	-	-	-	2,000,000	-
<i>cross foot error s=0</i>													
<b>Regional Sewer Fund</b>													
MPS Pump Replacement 101, 102, 103, 104	50,000	50,000	50,000	50,000		200,000	200,000	-	-	-	-	-	-
Collection and System Improvements	1,200,000	300,000	360,000	300,000		2,160,000	-	2,160,000	-	-	-	-	-
Pipe lining and replacement upgrades	350,000	350,000	360,000			1,060,000	-	350,000	-	-	-	-	710,000
Pump Upgrades	175,000	100,000				275,000	-	175,000	-	-	-	-	100,000
Total Regional Sewer Fund	1,775,000	800,000	770,000	350,000	-	3,695,000	200,000	2,685,000	-	-	-	-	810,000
<i>cross foot error s=0</i>													
<b>Shared Utility</b>													
Public Works and Fleet Maintenance Facility	-	-	-	-	-	-	-	-	-	-	-	-	-



City of Lake Worth Beach  
FY 2023 CIP

Draft

Project Title	FY 2023 Requests	FY 2024 Forecast	FY 2025 Forecast	FY 2026 Forecast	FY 2027 Forecast	Cumulative Requests	Pay Go	Fund Balance	Source of Funds				Funding Not Identified or not Funded	
									Transfers From Other Funds	Grant /SRF	Sales Tax	New Borrowing		
Total Shared Utility	-	-	-	-	-	-	-	-	-	-	-	-	-	-
<i>cross foot errors=0</i>														
Total: Enterprise Funds	53,834,000	32,555,000	23,900,000	24,780,000	3,640,000	138,709,000	850,000	4,035,000	-	6,940,000	-	116,289,000	10,595,000	
<i>cross foot errors=0</i>														
Total City	67,612,336	35,522,500	26,550,000	27,430,000	4,590,000	161,704,836	850,000	5,340,000	-	7,005,000	600,000	116,289,000	31,620,836	



**Capital Improvement Program (CIP)  
Project Request Form  
(For Projects / Items Costing Over \$50,000)**

<b>Department</b> General Government	<b>Project Duration</b> FY23	<b>Life Expectancy</b> 8 YEARS	<b>Priority</b> 1
---	---------------------------------	-----------------------------------	----------------------

**Project Title**

City Hall - HVAC Chiller Replacement

**Relevant Graphic Details (GIS or photo inserted)**

**Project Location**

7 North Dixie Highway

**Project Description/Justification**

The existing chiller unit at City Hall is approximately 7 years old and is beginning to demonstrate equipment failure and wear and tear prematurely. The equipment manufacturer Trane has inspected the unit and determined that the proximity to the ocean has caused internal components to prematurely fail. The replacement unit will be scheduled for installation in FY2023.



**Strategic Plan Alignment**

Pillar 4 - Navigating Towards a Sustainable Community  
4E - Ensure facility placement, construction and development that anticipates and embraces the future.

**Project's Return on Investment**

Providing a public facility that maximizes its energy usage and efficiency.

<b>FISCAL DETAILS</b>	<b>Account Number</b>	<b>Account Description</b>	<b>2023</b>
	TBD		100,000
		<b>Total Expenditures</b>	<b>\$ 100,000</b>



**Capital Improvement Program (CIP)  
Project Request Form  
(For Projects / Items Costing Over \$50,000)**

<b>Department</b> General Government	<b>Project Duration</b> FY23	<b>Life Expectancy</b> 30 years	<b>Priority</b> 1
---	---------------------------------	------------------------------------	----------------------

**Project Title**  
City Hall Annex Building - Impact Windows

**Relevant Graphic Details (GIS or photo inserted)**

**Project Location**  
414 Lake Avenue

**Project Description/Justification**  
The existing facility at the City Hall Annex contains multiple existing windows that are not impact resistant. The project will complete the full replacement of all remaining non-impact windows with hurricane rated impact windows that match the historical appearance of the facility.



**Strategic Plan Alignment**  
Pillar 1 - Positioning Lake Worth Beach to be a competitive viable location of choice  
1E - Provide superior public amenities and services to retain existing and entice new residents and businesses.

**Project's Return on Investment**  
The project will install a new impact windows which meets current codes and historical requirements. Additionally, each hurricane season staff spends approximately 80 man hours placing protective coverings that will no longer be required.

<b>FISCAL DETAILS</b>	<b>Account Number</b>	<b>Account Description</b>	<b>2023</b>
	TBD	Improve / Build	150,000
		<b>Total Expenditures</b>	<b>\$ 150,000</b>



**Capital Improvement Program (CIP)  
Project Request Form  
(For Projects / Items Costing Over \$50,000)**

<b>Department</b> General Government	<b>Project Duration</b> FY23	<b>Life Expectancy</b> 50 years	<b>Priority</b> 1
---	---------------------------------	------------------------------------	----------------------

**Project Title**  
City Hall Annex - Plumbing Replacement

**Relevant Graphic Details (GIS or photo inserted)**

**Project Location**  
414 Lake Avenue

**Project Description/Justification**  
The existing plumbing system at the Annex is dated and needs to be completely replaced. The new system will meet new codes and minimize the potential for backups and leaks at the facility.



**Strategic Plan Alignment**  
Pillar 1 - Positioning Lake Worth Beach to be a competitive viable location of choice  
1E - Provide superior public amenities and services to retain existing and entice new residents and businesses.


**Project's Return on Investment**  
The project will install a new plumbing system which meets current codes and is sound.

FISCAL DETAILS	Account Number	Account Description	2023
	TBD		52,000
		<b>Total Expenditures</b>	<b>\$ 52,000</b>





**Capital Improvement Program (CIP)  
Project Request Form  
(For Projects / Items Costing Over \$50,000)**

<b>Department</b>	<b>Project Duration</b>	<b>Life Expectancy</b>	<b>Priority</b>
Public Works	FY23	10 years	1
<b>Project Title</b>		<b>Relevant Graphic Details (GIS or photo inserted)</b>	
City Hall - Exterior Paint and Waterproofing			
<b>Project Location</b>			
7 North Dixie Highway			
<b>Project Description/Justification</b>			
<p>The existing exterior paint and sealing around City Hall was last performed approximately 15 years ago. The paint has become chalky and the waterproofing of openings and voids has become cracked and dried. The facility would require a full exterior paint and waterproofing to maintain its integrity and provide for a water tight envelope.</p>			
<b>Strategic Plan Alignment</b>			
<p>Pillar 1 - Positioning Lake Worth Beach to be a competitive viable location of choice 1E - Provide superior public amenities and services to retain existing and entice new residents and businesses.</p>			
<b>Project's Return on Investment</b>			
<p>The project will provide a sound exterior that is free from water infiltration, preserves the structure and is aesthetically functional.</p>			
<b>FISCAL DETAILS</b>	<b>Account Number</b>	<b>Account Description</b>	<b>2023</b>
	TBD		75,000
		<b>Total Expenditures</b>	<b>\$ 75,000</b>



**Capital Improvement Program (CIP)  
Project Request Form  
(For Projects / Items Costing Over \$50,000)**

**Department**  
Public Works

**Project Duration**  
FY23

**Life Expectancy**  
30 years

**Priority**  
1

**Project Title**

Downtown Bistro Lighting  
Engineering and Design

**Relevant Graphic Details (GIS or photo inserted)**

**Project Location**

Downtown between Dixie and Federal  
J St, K St, L St, M St



**Project Description/Justification**

The City of Lake Worth Beach's downtown is in need of some streetscape enhancements. The addition of bistro lighting will increase the ambiance of the corridor and further the goal of creating a destination. This project request is only for the engineering / design work, as all poles and wire spans must meet or exceed windloads and other specifications detailed in the current Florida Building Code.

**Strategic Plan Alignment**

Pillar 1 - Positioning Lake Worth Beach to be a competitive viable location of choice  
1E - Provide superior public amenities and services to retain existing and entice new residents and businesses.

**Project's Return on Investment**

The infrastructure improvements improve the overall quality of life for residents and stakeholders alike. Quality of life improvements results in new investment in the City and an increase in property values approximating 5% of the properties current value.

<b>FISCAL DETAILS</b>	<b>Account Number</b>	<b>Account Description</b>	<b>2023</b>
	Grant	Improve / Build	65,000
		<b>Total Expenditures</b>	<b>\$ 65,000</b>



## Capital Improvement Program (CIP) Project Request Form (For Projects / Items Costing Over \$50,000)

<b>Department</b>	<b>Project Duration</b>	<b>Life Expectancy</b>	<b>Priority</b>
Public Works	FY23	25	2

**Project Title** **Relevant Graphic Details (GIS or photo inserted)**

City Hall - Commission Chamber Renovation

**Project Location**  
7 North Dixie Highway

**Project Description/Justification**  
The existing commission chamber at City Hall is functional for its intended purpose, but a renovation to modernize the space is requested to provide a vibrant, acoustical, and up-to-date public gathering space. The renovation would include sound insulation, flooring, drywall the concrete walls, electrical upgrades, sound upgrades, new pucs and seating, updated dias, and artisitic accents.




**Strategic Plan Alignment**  
Pillar 1 - Positioning Lake Worth Beach to be a competitive viable location of choice  
1E - Provide superior public amenities and services to retain existing and entice new residents and businesses.

**Project's Return on Investment**  
The project will provide a sound exterior that is free from water infiltration, preserves the structure and is aesthetically functional.

FISCAL DETAILS	Account Number	Account Description	2023
	TBD		85,000
		<b>Total Expenditures</b>	<b>\$ 85,000</b>



**Capital Improvement Program (CIP)  
Project Request Form  
(For Projects / Items Costing Over \$50,000)**

<b>Department</b>	<b>Project Duration</b>	<b>Life Expectancy</b>	<b>Priority</b>
Police	FY23	8 YEARS	1
<b>Project Title</b>		<b>Relevant Graphic Details (GIS or photo inserted)</b>	
PBSO Public Safety Complex - Chiller Replacement			
<b>Project Location</b>			
120 North G Street			
<b>Project Description/Justification</b>			
<p>The existing chiller unit at the Public Safety Complex is approximately 10 years old and is beginning to demonstrate equipment failure and wear and tear prematurely. The equipment manufacturer Trane has inspected the unit and determined that the proximity to the ocean has caused internal components to prematurely fail. The replacement unit will be scheduled for installation in FY2023.</p>			
<b>Strategic Plan Alignment</b>			
<p>Pillar 4 - Navigating Towards a Sustainable Community 4E - Ensure facility placement, construction and development that anticipates and embraces the future.</p>			
<b>Project's Return on Investment</b>			
<p>Providing a public facility that maximizes its energy usage and efficiency.</p>			
<b>FISCAL DETAILS</b>	<b>Account Number</b>	<b>Account Description</b>	<b>2023</b>
	TBD		100,000
		<b>Total Expenditures</b>	<b>\$ 100,000</b>





**Capital Improvement Program (CIP)  
Project Request Form  
(For Projects / Items Costing Over \$50,000)**

<b>Department</b>	<b>Project Duration</b>	<b>Life Expectancy</b>	<b>Priority</b>
Public Works	FY23	10 years	1
<b>Project Title</b>		<b>Relevant Graphic Details (GIS or photo inserted)</b>	
Fire Station #1 - Exterior Painting and Waterproofing			
<b>Project Location</b>			
120 N G St			
<b>Project Description/Justification</b>			
<p>The existing exterior paint and sealing around Fire Station #2 was last performed approximately 15 years ago. The paint has become chalky and the waterproofing of openings and voids has become cracked and dried. The facility would require a full exterior paint and waterproofing to maintain its integrity and provide for a water tight envelope.</p>			
<b>Strategic Plan Alignment</b>			
<p>Pillar 1 - Positioning Lake Worth Beach to be a competitive viable location of choice 1E - Provide superior public amenities and services to retain existing and entice new residents and businesses.</p>			
<b>Project's Return on Investment</b>			
<p>The project will provide a sound exterior that is free from water infiltration, preserves the structure and is aesthetically functional.</p>			
<b>FISCAL DETAILS</b>	<b>Account Number</b>	<b>Account Description</b>	<b>2023</b>
	TBD		60,000
		<b>Total Expenditures</b>	<b>\$ 60,000</b>



**Capital Improvement Program (CIP)  
Project Request Form  
(For Projects / Items Costing Over \$50,000)**

<b>Department</b>	<b>Project Duration</b>	<b>Life Expectancy</b>	<b>Priority</b>
Cemetery	FY23	40 years	1
<b>Project Title</b>		<b>Relevant Graphic Details (GIS or photo inserted)</b>	
Pinecrest Cemetery Fencing Project			
<b>Project Location</b>			
Pinecrest Cemetery			
<b>Project Description/Justification</b>			
<p>The cemetery at Pinecrest is maintained by City Grounds staff and provide a clean and maintained environment for the final resting place for loved ones. The cemetery currently is not fenced and the public enters and trespasses freely creating an unsafe and disrespepctful environment. The fencing project would fully fence the cemetery with a decorative aluminum "rod-iron" looking fence and an entry feature would be inculded typical of cemeteries.</p>			
<b>Strategic Plan Alignment</b>			
<p>Pillar 1 - Positioning Lake Worth Beach to be a competitive viable location of choice 1E - Provide superior public amenities and services to retain existing and entice new residents and businesses.</p>			
<b>Project's Return on Investment</b>			
<p>To provide the public with a high quality, safe and well-maintained cemetery site where loved ones can be laid to rest in peace and with respect.</p>			
<b>FISCAL DETAILS</b>		<b>Account Number</b>	<b>Account Description</b>
		TBD	Improve / Build
		<b>Total Expenditures</b>	<b>\$ 500,000</b>



**Capital Improvement Program (CIP)  
Project Request Form  
(For Projects / Items Costing Over \$50,000)**

<b>Department</b>	<b>Project Duration</b>	<b>Life Expectancy</b>	<b>Priority</b>
Cemetery	FY23	40 years	1
<b>Project Title</b>		<b>Relevant Graphic Details (GIS or photo inserted)</b>	
IA Banks Cemetery Fencing Project			
<b>Project Location</b>			
IA Banks Cemetery			
<b>Project Description/Justification</b>			
<p>The cemetery at IA Banks is maintained by City Grounds staff and provide a clean and maintained environment for the final resting place for loved ones. The cemetery currently is not fenced and the public enters and trespasses freely creating an unsafe and disresepctful environment. The fencing project would fully fence the cemetery with a decorative aluminum "rod-iron" looking fence and an entry feature would be inculed typical of cemeteries.</p>			
<b>Strategic Plan Alignment</b>			
<p>Pillar 1 - Positioning Lake Worth Beach to be a competitive viable location of choice 1E - Provide superior public amenities and services to retain existing and entice new residents and businesses.</p>			
<b>Project's Return on Investment</b>			
<p>To provide the public with a high quality, safe and well-maintained cemetery site where loved ones can be laid to rest in peace and with respect.</p>			
<b>FISCAL DETAILS</b>	<b>Account Number</b>	<b>Account Description</b>	<b>2023</b>
	TBD	Improve / Build	175,000
		<b>Total Expenditures</b>	<b>\$ 175,000</b>





**Capital Improvement Program (CIP)  
Project Request Form  
(For Projects / Items Costing Over \$50,000)**

<b>Department</b>	<b>Project Duration</b>	<b>Life Expectancy</b>	<b>Priority</b>
Leisure Services - Library	FY23	30 years	1

**Project Title**  
Public Library - Impact windows

**Relevant Graphic Details (GIS or photo inserted)**



**Project Location**  
15 North M Street

**Project Description/Justification**  
The existing facility at the library contains multiple existing windows that are not impact resistant. The City has replaced many of the windows with impact, however, there are many that remain to be replaced. The project will complete the full replacement of all remaining non-impact windows with hurricane rated impact windows that match the historical appearance of the facility.

**Strategic Plan Alignment**  
Pillar 1 - Positioning Lake Worth Beach to be a competitive viable location of choice  
1E - Provide superior public amenities and services to retain existing and entice new residents and businesses.

**Project's Return on Investment**  
The project will install a new impact windows which meets current codes and historical requirements. Additionally, each hurricane season staff spends approximately 80 man hours placing protective coverings that will no longer be required.

<b>FISCAL DETAILS</b>	<b>Account Number</b>	<b>Account Description</b>	<b>2023</b>
	TBD		50,000
		<b>Total Expenditures</b>	<b>\$ 50,000</b>



**Capital Improvement Program (CIP)  
Project Request Form  
(For Projects / Items Costing Over \$50,000)**

<b>Department</b>	<b>Project Duration</b>	<b>Life Expectancy</b>	<b>Priority</b>
Leisure Services - Recreation	FY24	20 YEARS	2

**Project Title**

Sunset Ridge Park - Pavilion Improvements

**Relevant Graphic Details (GIS or photo inserted)**

**Project Location**

Sunset Ridge Park - 14th Ave N and N A St

**Project Description/Justification**

Sunset Ridge Park is a community asset that is utilized every day for the enjoyment of the residents and public. The west pavilion structure is dilapidated and will require a new roof and renovated bathroom amenities.



**Pillar 4 - Navigating Towards a Sustainable Community  
4E - Ensure facility placement, construction and development that anticipates and embraces the future.**

**Project's Return on Investment**

The renovation of the west pavilion will provide a high quality amenity for the park users.

<b>FISCAL DETAILS</b>	<b>Account Number</b>	<b>Account Description</b>	<b>2024</b>
	TBD		100,000
		<b>Total Expenditures</b>	<b>\$ 100,000</b>



**Capital Improvement Program (CIP)  
Project Request Form  
(For Projects / Items Costing Over \$50,000)**

<b>Department</b>	<b>Project Duration</b>	<b>Life Expectancy</b>	<b>Priority</b>
Leisure Services - Recreation	FY2023	20 years	2

**Project Title** **Relevant Graphic Details (GIS or photo inserted)**

NW Ball Fields fencing



**Project Location**

NW Ball Fields

**Project Description/Justification**

The NW ballfields are the City's primary baseball athletic complex utilized for the city partnered youth baseball. The existing perimeter fencing around all fields has both sustained damage and is showing significant oxidation. Numerous support posts, bottom rails and chain link areas are in need of replacment. All existing material should be removed and replaced with new galvanized fencing.



**Strategic Goals Relevance/Categorical Criteria**

Pillar 1 - Positioning Lake Worth Beach to be a competitive viable location of choice  
1E - Provide superior public amenities and services to retain existing and entice new residents and businesses.

**Project's Return on Investment**

The City will provide a high quality amenity that is pleasant and safe to utilize.

<b>FISCAL DETAILS</b>	<b>Account Number</b>	<b>Account Description</b>	<b>2023</b>
-----------------------	-----------------------	----------------------------	-------------

TBD		<b>Total Expenditures</b>	<b>\$ 100,000</b>
-----	--	---------------------------	-------------------



**Operating Cost Impact**

During construction improvements the ballfields would not be available for usage/rental. This would impact revenue stream of leisure services department depending on the project timeframe.

**Project's Impact on Other Departments**

Construction would have no impact on other departments.

<b>Expenditures</b>	<b>Prior Years</b>	<b>FY22</b>	<b>FY23</b>	<b>FY24</b>	<b>FY25</b>	<b>FY26</b>	<b>TOTAL</b>
<b>Capital Costs</b>							
Project Development							-
Design							-
Permitting							-
Land/ROW Acquisition							-
Construction			100,000				100,000
Equipment							-
Testing							-
<b>Operating Costs</b>							
On-Going Operations							-
Maintenance							-
Personnel Costs							-
Other (SPECIFY)							-
<b>Total Expenditures</b>	\$ -	\$ -	\$ 100,000	\$ -	\$ -	\$ -	\$ 100,000
<b>Off-Set Categories</b>	<b>Prior Years</b>	<b>FY22</b>	<b>FY23</b>	<b>FY24</b>	<b>FY25</b>	<b>FY26</b>	<b>TOTAL</b>
New Revenues							-
Other (SPECIFY)							-
<b>Total Off-Sets</b>	\$ -	\$ -	\$ -	\$ -	\$ -	\$ -	\$ -
<b>NET COST</b>	\$ -	\$ -	\$ 100,000	\$ -	\$ -	\$ -	\$ 100,000
<b>Funding Sources</b>	<b>Prior Years</b>	<b>FY22</b>	<b>FY23</b>	<b>FY24</b>	<b>FY25</b>	<b>FY26</b>	<b>TOTAL</b>
TBD			100,000				100,000
<b>Total Funding Sources</b>	\$ -	\$ -	\$ 100,000	\$ -	\$ -	\$ -	\$ 100,000



**Capital Improvement Program (CIP)  
Project Request Form  
(For Projects / Items Costing Over \$50,000)**

<b>Department</b> Leisure Services	<b>Project Duration</b> FY2023	<b>Life Expectancy</b> 10-15 years	<b>Priority</b> 1
---------------------------------------	-----------------------------------	---------------------------------------	----------------------

**Project Title**  
NW Ball Fields lighting upgrades

**Project Location**  
NW Ball Fields

**Project Description/Justification**  
NW ballfields are the City's baseball athletic complex primarily utilized for the city's youth baseball league. The existing lights are outdated, repaired regularly by city staff or contractors and do not adequately light the field during night time activity. New LED fixtures would better light the playing field (greatly improving visibility for safe play), reduce maintenance cost, consume less electricity and eliminate glare caused by the older light fixtures.

**Relevant Graphic Details (GIS or photo inserted)**



**Strategic Goals Relevance/Categorical Criteria**  
Pillar 1 - Positioning Lake Worth Beach to be a competitive viable location of choice  
1E - Provide superior public amenities and services to retain existing and entice new residents and businesses.

**Project's Return on Investment**  
The City will provide a high quality amenity that is pleasant and safe to utilize. In addition LED fixtures would reduce energy consumption by approximately \$5,000 per year/ per field.

<b>FISCAL DETAILS</b>			<b>2023-2024</b>
Account Number	Account Description	Amount	
Account Number	Account Description	Amount	
	<b>Total Expenditures</b>	<b>\$</b>	<b>656,611</b>





## Capital Improvement Program (CIP) Project Request Form (For Projects / Items Costing Over \$50,000)

<b>Department</b>	<b>Project Duration</b>	<b>Life Expectancy</b>	<b>Priority</b>
Leisure Services - Recreation	FY23	30 years	2

**Project Title**  
Wimbley Gym - Roof Replacement Project

**Relevant Graphic Details (GIS or photo inserted)**

**Project Location**  
1515 Wingfield Street

**Project Description/Justification**  
The Wimbley Gym will soon be in need of a new roof. The existing roof will soon be beyond its useful life.



**Strategic Plan Alignment**  
Pillar 1 - Positioning Lake Worth Beach to be a competitive viable location of choice  
1E - Provide superior public amenities and services to retain existing and entice new residents and businesses.

**Project's Return on Investment**  
A facility that does not have exposure to the elements and potential for mold growth. Exposure to the elements would be detrimental to the gym's floor.

FISCAL DETAILS	Account Number	Account Description	2023
	TBD		140,000
		<b>Total Expenditures</b>	<b>\$ 140,000</b>



## Capital Improvement Program (CIP) Project Request Form (For Projects / Items Costing Over \$50,000)

<b>Department</b>	<b>Project Duration</b>	<b>Life Expectancy</b>	<b>Priority</b>
Leisure Services - Recreation	FY23	20 YEARS	1

<b>Project Title</b>	<b>Relevant Graphic Details (GIS or photo inserted)</b>
----------------------	---

Memorial Park - Pavilion Renovation Project



<b>Project Location</b>	
-------------------------	--

Memorial Park - 6th Ave South and South A Street

<b>Project Description/Justification</b>	
--	--

Memorial Park Athletic Complex is the City's primary multi-use athletic complex utilized for football, soccer and other outdoor activity. The playing field was recently reconstructed and is in great condition, however the existing pavilion, bathrooms and concession area are well beyond their useful lives and currently do not meet ADA compliance. The pavilion is deteriorating beyond repair and needs full replacement. The bathroom facilities do not meet ADA compliance and based on the usage require expansion to accommodate the public during events. The concession is a makeshift area that needs expansion to accommodate proper concession activity and food/beverage storage.

**Pillar 4 - Navigating Towards a Sustainable Community**  
**4E - Ensure facility placement, construction and development that anticipates and embraces the future.**

<b>Project's Return on Investment</b>	
---------------------------------------	--

The renovation of the Memorial Park pavilion, bathrooms and concessions will provide a first class athletic facility that will accommodate the current and future growth of the City's athletic programs, while achieving an aesthetically beautiful, safe and enjoyable experience.

FISCAL DETAILS	Account Number	Account Description	2023
	Grant		266,560
	TBD		327,665
		<b>Total Expenditures</b>	<b>\$ 594,225</b>



**Capital Improvement Program (CIP)  
Project Request Form  
(For Projects / Items Costing Over \$50,000)**

**Department**  
Leisure Services - Recreation

**Project Duration**  
FY23

**Life Expectancy**  
6 years

**Priority**  
2

**Project Title**  
South Bryant Playground

**Relevant Graphic Details (GIS or photo inserted)**

**Project Location**  
South Bryant Park



**Project Description/Justification**  
Existing playground is reaching it's life expectancy. Playground deteriorating rapidly due to sun exposure and salt water environment. Support undermounts and brackets are starting to fail due to severe corrosion. Rubber hand grips are deteriorating. Composite materials are starting to fade.

**Strategic Goals Relevance/Categorical Criteria**  
Strengthening Lake Worth Beach as a Community of Neighborhoods. E. Deliver sustainable indoor-outdoor leisure opportunities.

**Project's Return on Investment**  
Continue to provide recreation/leisure opportunities for residents.

FISCAL DETAILS	Account Number	Account Description	2023
TBD			150,000
		<b>Total Expenditures</b>	<b>\$ 150,000</b>



**Capital Improvement Program (CIP)  
Project Request Form  
(For Projects / Items Costing Over \$50,000)**


<b>Department</b>	<b>Project Duration</b>	<b>Life Expectancy</b>	<b>Priority</b>
Public Works	FY23	30 years	1

**Project Title**  
Bryant Park Jetty - Engineering and Design

**Relevant Graphic Details (GIS or photo inserted)**

**Project Location**  
Bryant Park

**Project Description/Justification**  
The existing jetty located in Bryant Park is in need of repair. In fact, the northern portion has been permanently blocked due to its unsafe condition. This project request is only for the engineering / design work as well as the associated permits.



**Strategic Plan Alignment**  
Pillar 1 - Positioning Lake Worth Beach to be a competitive viable location of choice  
1E - Provide superior public amenities and services to retain existing and entice new residents and businesses.

**Project's Return on Investment**  
The infrastructure improvements improve the overall quality of life for residents and stakeholders alike. Quality of life improvements results in new investment in the City and an increase in property values approximating 5% of the properties current value.

<b>FISCAL DETAILS</b>	<b>Account Number</b>	<b>Account Description</b>	<b>2023</b>
Grant		Improve / Build	62,000
		<b>Total Expenditures</b>	<b>\$ 62,000</b>



**Operating Cost Impact**

**Project's Impact on Other Departments**

<b>Expenditures</b>	<b>Prior Years</b>	<b>FY22</b>	<b>FY23</b>	<b>FY24</b>	<b>FY25</b>	<b>FY26</b>	<b>TOTAL</b>
<b>Capital Costs</b>							
Project Development							-
Design			62,000				62,000
Permitting							-
Land/ROW Acquisition							-
Construction							-
Equipment							-
Testing							-
<b>Operating Costs</b>							
On-Going Operations							-
Maintenance							-
Personnel Costs							-
Other (SPECIFY)							-
<b>Total Expenditures</b>	\$ -	\$ -	\$ 62,000	\$ -	\$ -	\$ -	\$ 62,000
<b>Off-Set Categories</b>							
	<b>Prior Years</b>	<b>FY22</b>	<b>FY23</b>	<b>FY24</b>	<b>FY25</b>	<b>FY26</b>	<b>TOTAL</b>
New Revenues							-
Other							-
<b>Total Off-Sets</b>	\$ -	\$ -	\$ -	\$ -	\$ -	\$ -	\$ -
<b>NET COST</b>	\$ -	\$ -	\$ 62,000	\$ -	\$ -	\$ -	\$ 62,000
<b>Funding Sources</b>							
	<b>Prior Years</b>	<b>FY22</b>	<b>FY23</b>	<b>FY24</b>	<b>FY25</b>	<b>FY26</b>	<b>TOTAL</b>
Grant		62,000					62,000
<b>Total Funding Sources</b>	\$ -	\$ 62,000	\$ -	\$ -	\$ -	\$ -	\$ 62,000

**This section must be completed for all applicable projects. Please list future revenues and expenses once project is completed and fully operational.**

**Net Operational Impact:**

<b>A. Revenues Generated:</b>		<b>B. Expenses Incurred:</b>	
A.1- Revenue #1	-	B.1- Personnel:	-
A.2- Revenue #2	-	B.2- Debt Service Costs:	-
A.3- Revenue #3	-	B.3- Contract Services:	-
A.4- Revenue #4	-	B.4- Fixed Costs:	-
<b>Revenue Totals (A.1 -to- A.4)</b>	-	<b>Expense Totals (B.1 -to- B.8)</b>	-



**Capital Improvement Program (CIP)  
Project Request Form  
(For Projects / Items Costing Over \$50,000)**

<b>Department</b>	<b>Project Duration</b>	<b>Life Expectancy</b>	<b>Priority</b>
Public Works	FY22	30 years	1

<b><u>Project Title</u></b>	<b><u>Relevant Graphic Details (GIS or photo inserted)</u></b>
Roadway Projects	

**Project Location**  
City wide - All Districts

**Project Description/Justification**

**Strategic Plan Alignment**

Pillar 1 - Positioning Lake Worth Beach to be a competitive viable location of choice  
1E - Provide superior public amenities and services to retain existing and entice new residents and businesses.

**Project's Return on Investment**

The infrastructure improvements improve the overall quality of life for residents and stakeholders alike. Quality of life improvements results in new investment in the City and an increase in property values approximating 5% of the properties current value.

<b>FISCAL DETAILS</b>	<b>Account Number</b>	<b>Account Description</b>	<b>2022</b>
	TBD	Improve / Build	1,000,000
		<b>Total Expenditures</b>	<b>\$ 1,000,000</b>



**Capital Improvement Program (CIP)  
Project Request Form  
(For Projects / Items Costing Over \$50,000)**

<b>Department</b> Building Fund	<b>Project Duration</b> FY23/FY24	<b>Life Expectancy</b> 20	<b>Priority</b> 1
------------------------------------	--------------------------------------	------------------------------	----------------------

**Project Title**  
1900 Building Customer Service Security and Access

**Relevant Graphic Details (GIS or photo inserted)**

**Project Location**  
1900 Second Avenue North

**Project Description/Justification**  
Building improvement project to renovate the existing customer service area to provide for security access for both Community Sustainability and Electric Utilities. Additional improvements include reconfiguring customer service staffing areas for improved security and additional office space.



**Strategic Plan Alignment**  
2C, 4C, 4E, 5A, 5B, 5D

**Project's Return on Investment**  
The ROI will be enhanced security and safety for staff as well as improved delivery of services.

FISCAL DETAILS	Account Number	Account Description	2023
	Fund Balance		555,000
		<b>Total Expenditures</b>	<b>\$ 555,000</b>



**Capital Improvement Program (CIP)  
Project Request Form  
(For Projects / Items Costing Over \$50,000)**

<b>Department</b>	<b>Project Duration</b>	<b>Life Expectancy</b>	<b>Priority</b>
Building Fund	FY23/FY24	15	1

<b><u>Project Title</u></b>	<b><u>Relevant Graphic Details (GIS or photo inserted)</u></b>
Proposed ERP Replacement	

**Project Location**  
1900 Second Avenue North

**Project Description/Justification**  
The Building Division utilizing the current Naviline system for all property file coordination and buiding permit review, issuance, inspections and payments. When the City replaces this system with a new ERP, the division will demand a significant portion of the capabilities of the new system. Moneys, as they are available, are being set aside now for this future expenditure.

**Strategic Plan Alignment**  
2C, 4B, 5A, 5B, 5D

**Project's Return on Investment**  
Seamless improved on-line capabilities and enhanced accounting, tracking and storing features for both the staff and the public.

FISCAL DETAILS	Account Number	Account Description	2023
	Fund Balance		750,000
		<b>Total Expenditures</b>	<b>\$ 750,000</b>





**Capital Improvement Program (CIP)  
Project Request Form  
(For Projects / Items Costing Over \$50,000)**

**Department**  
Beach Fund

**Project Duration**  
FY23

**Life Expectancy**  
30 years

**Priority**  
1

**Project Title**

Beach Improvements

**Relevant Graphic Details (GIS or photo inserted)**

**Project Location**

Beach Casino Property

**Project Description/Justification**



**Project's Return on Investment**

<b>FISCAL DETAILS</b>	<b>Account Number</b>	<b>Account Description</b>	<b>2024/25</b>
	TBD		6,000,000
		<b>Total Expenditures</b>	<b>\$ 6,000,000</b>



**Capital Improvement Program (CIP)  
Project Request Form  
(For Projects / Items Costing Over \$50,000)**

<b>Department</b> Beach Fund	<b>Project Duration</b> FY23-24	<b>Life Expectancy</b> 30 years	<b>Priority</b> 2
---------------------------------	------------------------------------	------------------------------------	----------------------

**Project Title**

Beach Dune Aluminum Railing

**Relevant Graphic Details (GIS or photo inserted)**

**Project Location**

Beach Casino Property - Dunes

**Project Description/Justification**

The existing dune railing is failing in multiple locations and requires constant maintenance to repair and replace. The railing is made of pressure treated wood and plastic wood which does not hold up to the severe salt and sun environment. New railings would meet ADA compliance and be constructed of aluminum. Approximately 1,000 linear feet of aluminum railing would be replaced over a 2 year period.



**Pillar 4 - Navigating Towards a Sustainable Community**  
4E - Ensure facility placement, construction and development that anticipates and embraces the future.

**Project's Return on Investment**

Currently the existing railing is failing in multiple locations and requires constant maintenance from staff. New railing would eliminate this regular task and provide for many years of worry free usage.

FISCAL DETAILS	Account Number	Account Description	2023/24
	TBD	Improve Build	200,000
		<b>Total Expenditures</b>	<b>\$ 200,000</b>



## Capital Improvement Program (CIP) Project Request Form (For Projects / Items Costing Over \$50,000)

**Department**  
Beach Fund

**Project Duration**  
FY23

**Life Expectancy**  
15 years

**Priority**  
1

**Project Title**

Casino - Elevator Upgrades

**Relevant Graphic Details (GIS or photo inserted)**

**Project Location**

10 S. Ocean Blvd

**Project Description/Justification**

The Casino Building elevator system on the south end of the building requires cab upgrades and electrical work to ensure peak performance. The salt environment has corroded much of the cab and vulnerable components and have become too far gone for maintenance work performed by staff.



**Strategic Plan Alignment**

Pillar 4 - Navigating Towards a Sustainable Community  
4E - Ensure facility placement, construction and development that anticipates and embraces the future.

**Project's Return on Investment**

Providing a public facility that meets ADA compliance and is accessible for all.

FISCAL DETAILS	Account Number	Account Description	2022
	TBD		50,000
		<b>Total Expenditures</b>	<b>\$ 50,000</b>



**Capital Improvement Program (CIP)  
Project Request Form  
(For Projects / Items Costing Over \$50,000)**

<b>Department</b> Beach Fund	<b>Project Duration</b> FY23	<b>Life Expectancy</b> 15 years	<b>Priority</b> 2
---------------------------------	---------------------------------	------------------------------------	----------------------

<b><u>Project Title</u></b> Casino - Stairwell Handrails	<b><u>Relevant Graphic Details</u></b> <i>(GIS or photo inserted)</i>
---	---

**Project Location**  
10 S. Ocean Blvd

**Project Description/Justification**  
The Casino Building stairwell handrails are deteriorating and require a significant amount of maintenance with sanding, scraping and painting work by staff. The project would remove the existing handrail systems and replace with proper handrail that will not deteriorate in the saltwater environment.



**Strategic Plan Alignment**  
Pillar 4 - Navigating Towards a Sustainable Community  
4E - Ensure facility placement, construction and development that anticipates and embraces the future.

**Project's Return on Investment**  
Providing a public facility that meets ADA compliance and is accessible for all.

<b>FISCAL DETAILS</b>	<b>Account Number</b>	<b>Account Description</b>	<b>2023</b>
	TBD		50,000
		<b>Total Expenditures</b>	<b>\$ 50,000</b>



**Capital Improvement Program (CIP)  
Project Request Form  
(For Projects / Items Costing Over \$50,000)**

<b>Department</b>	<b>Project Duration</b>	<b>Life Expectancy</b>	<b>Priority</b>
Beach Fund	FY23-27	15 years	1

**Project Title** **Relevant Graphic Details (GIS or photo inserted)**

William O. Lockhart Pier - Structural Piling Repairs

**Project Location**  
Beach Casino Property - Pier

**Project Description/Justification**  
The William O. Lockhart Municipal pier is a City landmark. The pier has recently undergone partial renovation of the structural pilings, support structure and wood decking. The completed project accounted for about 1/3 of the necessary repairs and regular ongoing repairs to the pilings, support beams and wood decking are required.



Pillar 4 - Navigating Towards a Sustainable Community  
4E - Ensure facility placement, construction and development that anticipates and embraces the future.

**Project's Return on Investment**  
The existing pier structure requires regular scheduled ongoing maintenance to ensure years of usage and enjoyment. These repairs will ensure a structurally sound investment for the City.

<b>FISCAL DETAILS</b>	<b>Account Number</b>	<b>Account Description</b>	<b>2023-2027</b>
	TBD	Improve Build	250,000
		<b>Total Expenditures</b>	<b>\$ 250,000</b>





**Capital Improvement Program (CIP)  
Project Request Form  
(For Projects / Items Costing Over \$50,000)**

<b>Department</b> Public Works	<b>Project Duration</b> FY23	<b>Life Expectancy</b> 15 years	<b>Priority</b> 1
-----------------------------------	---------------------------------	------------------------------------	----------------------

**Project Title**  
Vehicle Replacement - Bucket Truck

**Relevant Graphic Details (GIS or photo inserted)**

**Project Location**  
Facilities Maintenance

**Project Description/Justification**  
The current bucket truck operated and utilized by the Facilities Maintenance Division has been totaled and cannot be repaired based on equipment age. The Division relies heavily on a bucket truck for multiple tasks including but not limited to: electrical work, painting, roof repairs, banners, window work, shade sail install/removal, and hurricane shutters.



**Strategic Plan Alignment**  
Pillar 1 - Positioning Lake Worth Beach to be a competitive viable location of choice  
1E - Provide superior public amenities and services to retain existing and entice new residents and businesses.

**Project's Return on Investment**  
Increase in safety and efficiency of the Division staff by way of eliminating the need to utilize ladders and other Department equipment.

<b>FISCAL DETAILS</b>	<b>Account Number</b>	<b>Account Description</b>	<b>2023</b>
TBD		Vehicle Replacement	150,000
		<b>Total Expenditures</b>	<b>\$ 150,000</b>



**Capital Improvement Program (CIP)  
Project Request Form  
(For Projects / Items Costing Over \$50,000)**

<b>Department</b> Public Works	<b>Project Duration</b> FY23-27	<b>Life Expectancy</b> 10 years	<b>Priority</b> 2
-----------------------------------	------------------------------------	------------------------------------	----------------------

**Project Title**  
Vehicle Replacement - Schedule Replacements

**Relevant Graphic Details (GIS or photo inserted)**

**Project Location**  
Fleet Maintenance

**Project Description/Justification**  
The vehicle replacement schedule details the replacement of City fleet that are beyond the useful life and in need of replacement. The following vehicles are schedule for replacement: #294 - Ford Ranger, #295 - Ford Ranger, #192 - Ford F250, #598 - Ford Explorer



**Strategic Plan Alignment**  
Pillar 1 - Positioning Lake Worth Beach to be a competitive viable location of choice  
1E - Provide superior public amenities and services to retain existing and entice new residents and businesses.

**Project's Return on Investment**  
Reduction in maintenance and repairs downtime and increased efficiency of technician. As the fleet cycles through replacements of vehicles, a 10% annual reduction in maintenance and repairs costs can be expected.

<b>FISCAL DETAILS</b>	Account Number	Account Description	<b>2023</b>
	FLEET FUND	Vehicle Replacment	200,000
		<b>Total Expenditures</b>	<b>\$ 200,000</b>



**Capital Improvement Program (CIP)  
Project Request Form  
(For Projects / Items Costing Over \$50,000)**

<b>Department</b> Public Works	<b>Project Duration</b> FY 23	<b>Life Expectancy</b> 30 YEARS	<b>Priority</b> 1
-----------------------------------	----------------------------------	------------------------------------	----------------------

**Project Title**  
Fuel Tank Replacement Project

**Relevant Graphic Details (GIS or photo inserted)**

**Project Location**  
1749 3rd Ave South

**Project Description/Justification**  
The Fleet Maintenance Facility is in the process of being designed for a new facility. The existing fuel tanks have reached their useful life at 30 years and are no longer insurable. The project will replace both the unleaded and the diesel 10,000 gallon fuel tanks with new tanks.



**Strategic Plan Alignment**  
Pillar 5 - Affirming Government for All  
  
5A - Ensure, effective, consistent and seamless services that exceed customer expectations.

**Project's Return on Investment**  
The fuel tank replacement project will ensure a system that meets code and is ready to service the needs of the City during normal operations and emergency management.

<b>FISCAL DETAILS</b>	<b>Account Number</b>	<b>Account Description</b>	<b>2023</b>
	TBD	Equipment	1,000,000
		<b>Total Expenditures</b>	<b>\$ 1,000,000</b>





**Capital Improvement Program (CIP)  
Project Request Form  
(For Projects / Items Costing Over \$50,000)**

<b>Department</b> Public Works	<b>Project Duration</b> FY23	<b>Life Expectancy</b> 15 years	<b>Priority</b> 2
-----------------------------------	---------------------------------	------------------------------------	----------------------

**Project Title**  
Fleet Maintenance Division - Forklift Replacement

**Relevant Graphic Details (GIS or photo inserted)**

**Project Location**  
Fleet Maintenance

**Project Description/Justification**  
The existing forklift for the Fleet Maintenance Division is approximately 25 years old and beyond its useful life. It has become difficult to repair and parts have become increasingly difficult to acquire.



**Strategic Plan Alignment**  
Pillar 1 - Positioning Lake Worth Beach to be a competitive viable location of choice  
1E - Provide superior public amenities and services to retain existing and entice new residents and businesses.

**Project's Return on Investment**  
Reduction in maintenance and repairs downtime and increased efficiency of Fleet staff.

FISCAL DETAILS	Account Number	Account Description	2023
	FLEET FUND	Vehicle Replacment	75,000
		<b>Total Expenditures</b>	<b>\$ 75,000</b>



**Capital Improvement Program (CIP)  
Project Request Form  
(For Projects / Items Costing Over \$50,000)**

GF 60

<b>Department</b> Information Technology	<b>Project Duration</b> FY22-26	<b>Life Expectancy</b> 5	<b>Priority</b> 1
---	------------------------------------	-----------------------------	----------------------

<b><u>Project Title</u></b> Enterprise Resource Planning (ERP) Replacement	<b><u>Relevant Graphic Details (GIS or photo inserted)</u></b>
---	--

**Project Location**  
City IT Data Center

**Project Description/Justification**  
The City has been using the NaviLine ERP system for nearly 15 years. The Finance Department has requested that the City migrate to a more suitable ERP platform. This request is to fund a market analysis to determine the most suitable ERP replacement platform, procure it, and complete the migration process. The funding includes the market analysis, project management services, the cost to procure the technology infrastructure, software, training, and professional services. The project is estimated to take 5 years to complete.

**ERP**

**Strategic Goals Relevance/Categorical Criteria**  
Pillar 2: Strengthening Lake Worth Beach as a "Community of Neighborhoods".  
C. Sustain infrastructure investments.

**Project's Return on Investment**  
N/A. This project is to maintain existing levels of service.

<b>FISCAL DETAILS</b>	<b>2023</b>
TBD	1,000,000

<b>Total Expenditures</b>	<b>\$</b>	<b>1,000,000</b>
---------------------------	-----------	------------------



**Capital Improvement Program (CIP)  
Project Request Form  
(For Projects / Items Costing Over \$50,000)**

<b>Department</b>	<b>Project Duration</b>	<b>Life Expectancy</b>	<b>Priority</b>
Electric Fund	FY23	20	1

**Project Title**  
NERC CIP & Security System Camera Improvements

**Relevant Graphic Details (GIS or photo inserted)**

**Project Location**  
Lake Worth Electric Utility Substations and Critical Infrastructure



**Project Description/Justification**  
Enhance video surveillance and access control at critical infrastructure locations. Security measures proposed include adding additional video surveillance and monitoring as well as access controls. This initiative is to improve security while fulfilling compliance requirements of the regulating agencies. Additional improvements for FY23 include additional surveillance at Hypoluxo, Canal, East Switch Substations and at the Solar Generation Facility. Access control will be provided to Hypoluxo, Canal and East-Switch Station, Power Plant Control Room and System Operations.



**Strategic Plan Alignment**  
1E, 2C, 4B, 4C, 4E, 4F

**Project's Return on Investment**  
Mitigate potential fines due to non-compliance.

<b>FISCAL DETAILS</b>	<b>Account Number</b>	<b>Account Description</b>	<b>2023</b>
	421-6020-531-63.15		100,000
		<b>Total Expenditures</b>	<b>\$ 100,000</b>



**Capital Improvement Program (CIP)  
Project Request Form  
(For Projects / Items Costing Over \$50,000)**

<b>Department</b>	<b>Project Duration</b>	<b>Life Expectancy</b>	<b>Priority</b>
Electric Fund	FY23-27	20	1

**Project Title**  
System Hardening & Reliability Improvement Program

**Relevant Graphic Details (GIS or photo inserted)**

**Project Location**  
Electric Service Area

**Project Description/Justification**  
The LW Electric Utility is continuing on a system wide, hardening and reliability improvement program for the electrical transmission & distribution systems. This project is intended to make the electric system more resilient to storms and improve the quality of service to our customers by minimizing outages.



**Strategic Plan Alignment**  
1E, 2C, 4B, 4C, 4E, 4F

**Project's Return on Investment**  
ROI for this project will be based on improved system reliability indices resulting in an increase in revenue by minimizing power outages and reduced outage durations.

<b>FISCAL DETAILS</b>	<b>Account Number</b>	<b>Account Description</b>	<b>2023</b>
TBD	401-6034-531-63-15	SHRIP	37,900,000
<b>Total Expenditures</b>			<b>\$ 37,900,000</b>





**Capital Improvement Program (CIP)  
Project Request Form  
(For Projects / Items Costing Over \$50,000)**

<b>Department</b>	<b>Project Duration</b>	<b>Life Expectancy</b>	<b>Priority</b>
Electric Fund	FY23	20	1

**Project Title**  
FDOT Lake Worth Road Street Lighting Improvements

**Project Location**  
Lake Worth Road from Military Trail to Palm Beach State College Entrance

**Project Description/Justification**  
The FDOT is completing roadway, force-main, sidewalk and street lighting improvements along the Lake Worth Road Corridor. As the electrical provider and maintaining agency, the Electric Utility is working with FDOT to complete the Roadway lighting improvements and will be reimbursed once completed.

**Strategic Plan Alignment**  
1E, 2C, 4B, 4C, 4E, 4F

**Project's Return on Investment**  
ROI for this project will be based on revenue generated from the street-lighting maintenance agreement and improved vehicular and pedestrian safety.

**Relevant Graphic Details (GIS or photo inserted)**



<b>FISCAL DETAILS</b>	<b>Account Number</b>	<b>Account Description</b>	<b>2023</b>
	421-6020-531-63.15		220,000
		<b>Total Expenditures</b>	<b>\$ 220,000</b>



**Capital Improvement Program (CIP)  
Project Request Form  
(For Projects / Items Costing Over \$50,000)**

<b>Department</b> Electric Fund	<b>Project Duration</b> FY23	<b>Life Expectancy</b> 10 Years	<b>Priority</b> 2
------------------------------------	---------------------------------	------------------------------------	----------------------

**Project Title**  
Replacement of two AM55 bucket trucks, one DT65 digger derrick and one AT37G bucket truck

**Project Location**  
Electric Utility

**Project Description/Justification**  
As part of the Electric Utilities Fleet replacement program, the CLWB Electric Utility would like to replace two bucket trucks (#553 & #554), one digger derrick truck (#555) and one small bucket truck (#557). Units #553 & #554 are 55 ft. bucket trucks and are approx. 15 years old. Unit #555 is a medium size digger derrick and is approx. 11 years old. Unit# 557 is a smaller bucket truck and is approx. 10 years old. All units are at or near end of life. The bucket trucks are utilized in daily work activities to maintain the electric utility system. An additional larder digger derrick is needed for line-crews to complete storm-hardening activities and install heavier poles. The new vehicles will provide improved reliability for the line crews and lower

**Strategic Plan Alignment**  
2C, 4C, 4E,4F,5D

**Project's Return on Investment**  
Replacement of old equipment with new equipment to minimize down-time, lower maintenance & operational costs and improve line crew efficiency.

**Relevant Graphic Details (GIS or photo inserted)**



FISCAL DETAILS	Account Number	Account Description	2023
	401-6034-531-64-30	Machinery/Equip Vehicles	1,375,000
		<b>Total Expenditures</b>	<b>\$ 1,375,000</b>



**Capital Improvement Program (CIP)  
Project Request Form  
(For Projects / Items Costing Over \$50,000)**

<b>Department</b> Electric Fund	<b>Project Duration</b> FY23	<b>Life Expectancy</b> 10 Years	<b>Priority</b> 3
------------------------------------	---------------------------------	------------------------------------	----------------------

**Project Title**  
New Forklift

**Relevant Graphic Details (GIS or photo inserted)**

**Project Location**  
Utility Warehouse

**Project Description/Justification**  
The purchase of a new High Capacity Outdoor Forklift for the Utility Warehouse. This new forklift will replace the existing forklift that was purchased in 2003, entered into the City of Lake Worth Beach Asset Register as Asset ID 363 and surpassed its listed expected life in 2013. The requested forklift will have a lifting capacity of 15,500 lbs, opposed to the existing forklift's capacity of 5,750 lbs, allowing Warehouse personnel to safely transport larger items such as three-phase padmount transformers.



**Strategic Plan Alignment**



**Project's Return on Investment**  
This machinery will allow the warehouse staff to move inventory above the current level of 6,000 lbs to a maximum of 15,500 lbs.

<b>FISCAL DETAILS</b>	<b>Account Number</b>	<b>Account Description</b>	<b>2023</b>
FY 2023 Budget	Pay - Go	Machinery & Equip (EU)	67,000
		<b>Total Expenditures</b>	<b>\$ 67,000</b>





**Capital Improvement Program (CIP)  
Project Request Form  
(For Projects / Items Costing Over \$50,000)**

<b>Department</b>	<b>Project Duration</b>	<b>Life Expectancy</b>	<b>Priority</b>
Electric Fund	FY23	20	4

**Project Title**  
Annex Building - 1st Floor Renovations

**Project Location**  
414 Lake Avenue

**Project Description/Justification**  
Building improvement project to renovate the existing office space, break room, public restroom and staff restrooms, on the first floor of the City Hall Annex Building. Additional improvements include adding an emergency generator and window replacement. Project benefits include improved work space promoting a good working environment.

**Relevant Graphic Details (GIS or photo inserted)**



**Strategic Plan Alignment**  
2C,2D, 3B,4C, 4E, 5B, 5E

**Project's Return on Investment**  
The ROI for this project would include reduced operating costs.

<b>FISCAL DETAILS</b>	<b>Account Number</b>	<b>Account Description</b>	<b>2023</b>
	Fund Balance		1,500,000
		<b>Total Expenditures</b>	<b>\$ 1,500,000</b>





**Capital Improvement Program (CIP)  
Project Request Form  
(For Projects / Items Costing Over \$50,000)**

<b>Department</b>	<b>Project Duration</b>	<b>Life Expectancy</b>	<b>Priority</b>
Water Treatment	FY23-27	50	1

**Project Title**  
Raw Water Wells

**Relevant Graphic Details (GIS or photo inserted)**

**Project Location**  
Various raw water wells

**Project Description/Justification**  
This project will provide important structural, mechanical, chemical and electrical improvements and upgrades to the raw water surficial and floridan wells that provide water to the water treatment plant. The project will reinforce and replace many components of the wells to provide a longer lasting, resilient raw water feed system including upgrades and new raw watermains to connect the new wells.



**Strategic Plan Alignment**  
4C. Facilitate environmental sustainability through infrastructure investments, environmental resiliency, capital improvement planning, training and regional partnership and planning.

**Project's Return on Investment**  
More resilient, long lasting raw water wells that will require less maintenance and provide raw water.

<b>FISCAL DETAILS</b>	<b>Account Number</b>	<b>Account Description</b>	<b>2023</b>
	422-7021-533.63-00	Improve other than Build	600,000
		<b>Total Expenditures</b>	<b>\$ 600,000</b>



**Capital Improvement Program (CIP)  
Project Request Form  
(For Projects / Items Costing Over \$50,000)**

<b>Department</b>	<b>Project Duration</b>	<b>Life Expectancy</b>	<b>Priority</b>
Water Treatment	FY23-27	50	1

**Project Title**

Water Treatment Plant Improvements

**Project Location**

Water Treatment Plant and offsite boosters stations

**Project Description/Justification**

This project will provide important structural, mechanical, chemical and electrical improvements and upgrades to the water treatment plant, offsite booster stations, and elevated tanks. The project will reinforce and replace many components of the water treatment system to provide a longer lasting, resilient water treatment process system.

**Relevant Graphic Details (GIS or photo inserted)**



**Strategic Plan Alignment**

4C. Facilitate environmental sustainability through infrastructure investments, environmental resiliency, capital improvement planning, training and regional partnership and planning.

**Project's Return on Investment**

A more resilient, longer lasting water treatment process system that will require less maintenance and provide potable water to customers.

<b>FISCAL DETAILS</b>	<b>Account Number</b>	<b>Account Description</b>	<b>2023</b>
	422-7022-533.63-00	Improve other than Build	1,340,000
		<b>Total Expenditures</b>	<b>\$ 1,340,000</b>



## Capital Improvement Program (CIP) Project Request Form (For Projects / Items Costing Over \$50,000)

**Department**  
Water Treatment

**Project Duration**  
FY23

**Life Expectancy**  
50

**Priority**  
1

**Project Title**  
Well #18 New Construction

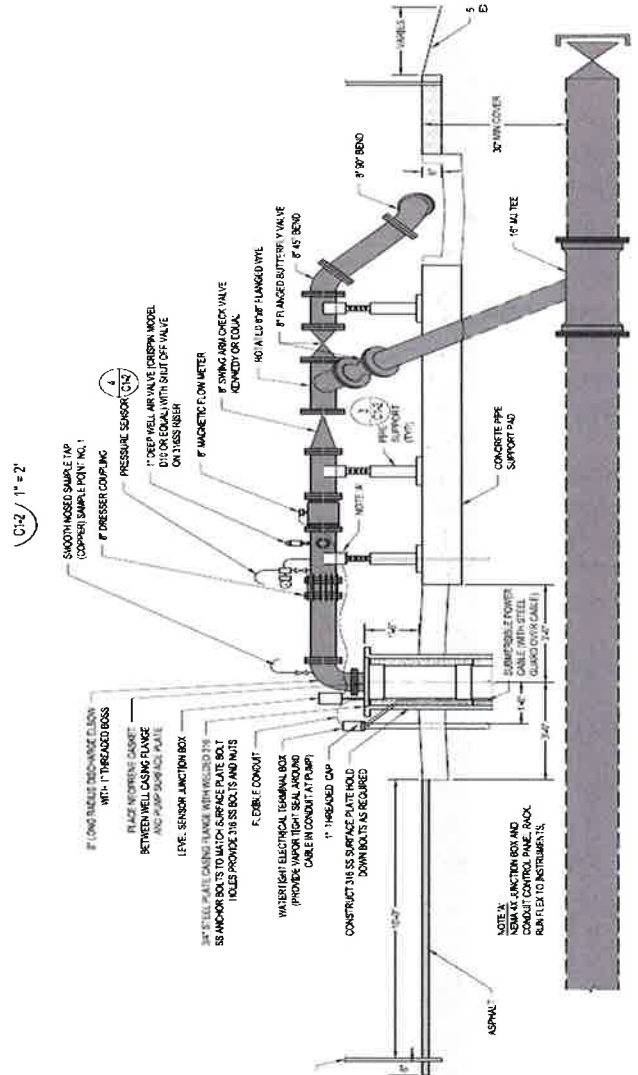
**Project Location**  
TBD

**Project Description/Justification**  
The design, drilling, permitting and construction of a new surficial Aquifer production well and test well 18A, to include testing and well head equipment. The new production well location will be determined by the water quality of the test wells drilled in FY2020. This well is currently included in the City's Consumptive Use Permit from South Florida Water Management District (SFWMD). The well construction will be a 8-inch well installed to an overall well depth of approximately 250-feet inside a 16-inch diameter casing installed to approximately 250-feet. The existing Surficial Wellfield contains several wells that have reduced capacity due to age and/or are east of I-95 which have been curtailed in usage by the SFWMD. A variety of events cause well

**Strategic Plan Alignment**  
4C. Facilitate environmental sustainability through infrastructure investments, environmental resiliency, capital improvement planning, training and regional partnership and planning.

**Project's Return on Investment**  
More resilient, long lasting raw water wells that will require less maintenance and provide raw water.

**Relevant Graphic Details (GIS or photo inserted)**



FISCAL DETAILS	Account Number	Account Description	2023
	422-7021-533.63-00	Improve other than Build	662,000
<b>Total Expenditures</b>			<b>\$ 662,000</b>





## Capital Improvement Program (CIP) Project Request Form (For Projects / Items Costing Over \$50,000)

<b>Department</b>	<b>Project Duration</b>	<b>Life Expectancy</b>	<b>Priority</b>
Water Distribution	FY23-27	40	1

**Project Title**  
Water Distribution Mains

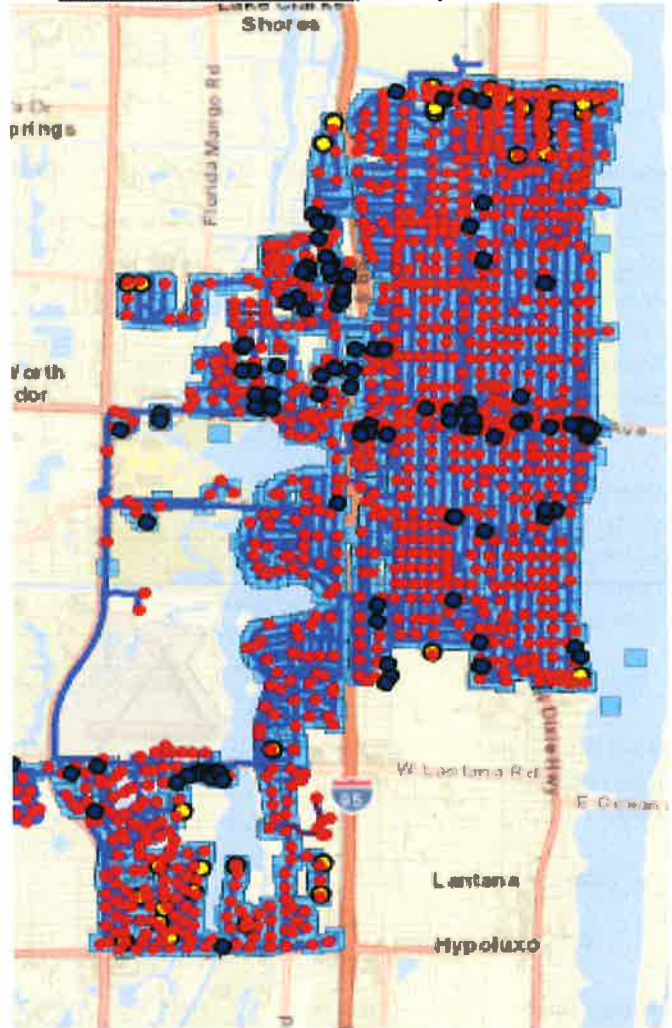
**Project Location**  
City-wide

**Project Description/Justification**  
This project will replace existing watermains that are beyond their useful life, construct new watermains to provide loops and minimize dead ends in the distribution system, add fire hydrants for additional fire protection, and provide greater pressure and flow to customers. The project will provide a more resilient system for years to come.

**Strategic Plan Alignment**  
4C. Facilitate environmental sustainability through infrastructure investments, environmental resiliency, capital improvement planning, training and regional partnership and planning.

**Project's Return on Investment**  
A more resilient, long lasting water distribution system that will require less maintenance and provide reliable potable water to customers.

**Relevant Graphic Details (GIS or photo inserted)**



FISCAL DETAILS	Account Number	Account Description	2023
	422-7034-533.63-15, 63-60	Improve other than Build	1,150,000
		<b>Total Expenditures</b>	<b>\$ 1,150,000</b>



**Capital Improvement Program (CIP)  
Project Request Form  
(For Projects / Items Costing Over \$50,000)**

<b>Department</b>	<b>Project Duration</b>	<b>Life Expectancy</b>	<b>Priority</b>
Local Sewer Pumping	FY23	30 years	1

**Project Title**  
Lift Station 5 Improvements

**Project Location**  
Lift Station #5, 3525 Lake Osborne Drive

**Project Description/Justification**  
This project will provide mechanical, structural, and electrical upgrades and improvements to the Water Utilities' sanitary sewer pump stations throughout the City and service area. Many of the stations have wetwells that are in need of rehabilitation, pumps, electrical panels and remote telemetry units that need to be replaced, and piping that needs to be replaced and relined.

**Relevant Graphic Details (GIS or photo inserted)**



**Strategic Plan Alignment**

4C. Facilitate environmental sustainability through infrastructure investments, environmental resiliency, capital improvement planning, training and regional partnership and planning.

**Project's Return on Investment**

Resiliency and reliability of wastewater pump stations.  
Less chance of Sanitary Sewer Overflows (SSO)

<b>FISCAL DETAILS</b>	<b>Account Number</b>	<b>Account Description</b>	<b>2023</b>
	423-7221-535.63-15	Improve other than Build/In	175,000
		<b>Total Expenditures</b>	<b>\$ 175,000</b>



**Capital Improvement Program (CIP)  
Project Request Form  
(For Projects / Items Costing Over \$50,000)**

<b>Department</b> Local Sewer Pumping	<b>Project Duration</b> FY23	<b>Life Expectancy</b> 30 years	<b>Priority</b> 1
--	---------------------------------	------------------------------------	----------------------

**Project Title**  
Lift Station 25 Improvements

**Project Location**  
Lift Station #25, 6950 Congress Ave

**Project Description/Justification**  
This project will provide mechanical, structural, and electrical upgrades and improvements to the Water Utilities' sanitary sewer pump stations throughout the City and service area. Many of the stations have wetwells that are in need of rehabilitation, pumps, electrical panels and remote telemetry units that need to be replaced, and piping that needs to be replaced and relined.

**Relevant Graphic Details (GIS or photo inserted)**



**Strategic Plan Alignment**  
4C. Facilitate environmental sustainability through infrastructure investments, environmental resiliency, capital improvement planning, training and regional partnership and planning.

**Project's Return on Investment**  
Resiliency and reliability of wastewater pump stations.  
Less chance of Sanitary Sewer Overflows (SSO)

FISCAL DETAILS	Account Number	Account Description	2023
	423-7221-535.63-15	Improve other than Build/In	250,000
		<b>Total Expenditures</b>	<b>\$ 250,000</b>



**Capital Improvement Program (CIP)  
Project Request Form  
(For Projects / Items Costing Over \$50,000)**

<b>Department</b>	<b>Project Duration</b>	<b>Life Expectancy</b>	<b>Priority</b>
Local Sewer Pumping	FY23	30 years	1

**Project Title**  
Local Sewer Pump Station Improvements

**Project Location**  
throughout service area

**Project Description/Justification**  
This project will provide mechanical, structural, and electrical upgrades and improvements to the Water Utilities' sanitary sewer pump stations throughout the City and service area. Many of the stations have wetwells that are in need of rehabilitation, pumps, electrical panels and remote telemetry units that need to be replaced, and piping that needs to be replaced and relined.

**Relevant Graphic Details (GIS or photo inserted)**



**Strategic Plan Alignment**

4C. Facilitate environmental sustainability through infrastructure investments, environmental resiliency, capital improvement planning, training and regional partnership and planning.

**Project's Return on Investment**

Resiliency and reliability of wastewater pump stations.  
Less chance of Sanitary Sewer Overflows (SSO)

<b>FISCAL DETAILS</b>	<b>Account Number</b>	<b>Account Description</b>	<b>2023</b>
	423-7221-535.63-15	Improve other than Build/In	200,000
		<b>Total Expenditures</b>	<b>\$ 200,000</b>





**Capital Improvement Program (CIP)  
Project Request Form  
(For Projects / Items Costing Over \$50,000)**

<b>Department</b>	<b>Project Duration</b>	<b>Life Expectancy</b>	<b>Priority</b>
Local Sewer Collection	FY23-27	30 years	1

**Project Title**  
Local Sewer System Pipe Network

**Project Location**  
City-wide

**Project Description/Justification**  
This project includes replacement and lining of the sewer collection system pipe network, both the gravity and pressurized forcemain system. Many portions of pipe in the collection system are beyond their useful life and collapsing, joints are cracked or separated and causing excess water to flow into the system (inflow and infiltration) and in general need of repair. The manholes that provide connections between the pipes are also in need of structural repair and coatings.

**Relevant Graphic Details (GIS or photo inserted)**



**Strategic Plan Alignment**  
4C. Facilitate environmental sustainability through infrastructure investments, environmental resiliency, capital improvement planning, training and regional partnership and planning.

**Project's Return on Investment**  
Resiliency and reliability of wastewater collection system.

<b>FISCAL DETAILS</b>	<b>Account Number</b>	<b>Account Description</b>	<b>2023</b>
	423-7231-535.63-15	Improve other than Build/In	1,470,000
		<b>Total Expenditures</b>	<b>\$ 1,470,000</b>





## Capital Improvement Program (CIP) Project Request Form (For Projects / Items Costing Over \$50,000)

<b>Department</b>	<b>Project Duration</b>	<b>Life Expectancy</b>	<b>Priority</b>
Local Sewer Collection	FY23	30 years	1

**Project Title**  
PBC 10th Ave N at Boutwell FM Upsizing

**Relevant Graphic Details (GIS or photo inserted)**

**Project Location**  
Boutwell & 10th Ave N

**Project Description/Justification**  
Palm Beach County is currently designing intersection upgrades to the intersection at Boutwell Road and 10th Avenue North. The City proposes including utility upgrades as part of this project while the area is under construction. The sewer portion of work includes a new 6" PVC forcemain to connect to the new 6" PVC forcemain from the Park of COMmerce Phase 1A project on Boutwell Road and connecting to the existing 6" forcemain on Boutwell Road north of 10th Ave North.



**Strategic Plan Alignment**  
4C. Facilitate environmental sustainability through infrastructure investments, environmental resiliency, capital improvement planning, training and regional partnership and planning.

**Project's Return on Investment**  
Resiliency and reliability of wastewater collection system.

FISCAL DETAILS	Account Number	Account Description	2023
	423-7231-535.63-15	Improve other than Build/In	150,000
		<b>Total Expenditures</b>	<b>\$ 150,000</b>



# Capital Improvement Program (CIP) Project Request Form

(For Projects / Items Costing Over \$50,000)

<b>Department</b> Stormwater	<b>Project Duration</b> FY23-27	<b>Life Expectancy</b> 20	<b>Priority</b> 3
---------------------------------	------------------------------------	------------------------------	----------------------

**Project Title**  
Outfall Check Valve Repairs

**Project Location**  
Citywide

**Project Description/Justification**  
This project includes repair, rehabilitation and installing new stormwater outfalls that discharge to the Lake Worth Lagoon. The repair will be assessed what is best suited for each location whether it be a seawall, bulkhead, reinforced shoreline, living shoreline and rehabilitated or replaced pipe. The City is pursuing grant opportunities to fund this project.

**Strategic Goals Relevance/Categorical Criteria**  
Health, Safety, Environment

**Project's Return on Investment**  
Improved drainage system and shoreline stabilization

**Relevant Graphic Details (GIS or photo inserted)**



FISCAL DETAILS	Account Description	2023
428-5090-538-63.15	Improve other than Build	50,000
	<b>Total Expenditures</b>	<b>\$ 50,000</b>

Revenue Totals (A.1 -to- A.4)	-	Expense Totals (B.1 -to- B.8)	-
----------------------------------	---	-------------------------------	---



# Capital Improvement Program (CIP) Project Request Form

(For Projects / Items Costing Over \$50,000)

**Department**  
Stormwater Utilities

**Project Duration**  
FY23 - FY24

**Life Expectancy**  
40 Years

**Priority**  
3

**Project Title**

Stormwater Main NRP Projects-4 S Palm Park

**Relevant Graphic Details (GIS or photo inserted)**

Check out <http://lakeworthroads.com/master-plan> to see a visual map

**Project Location**

District 4

**Project Description/Justification**

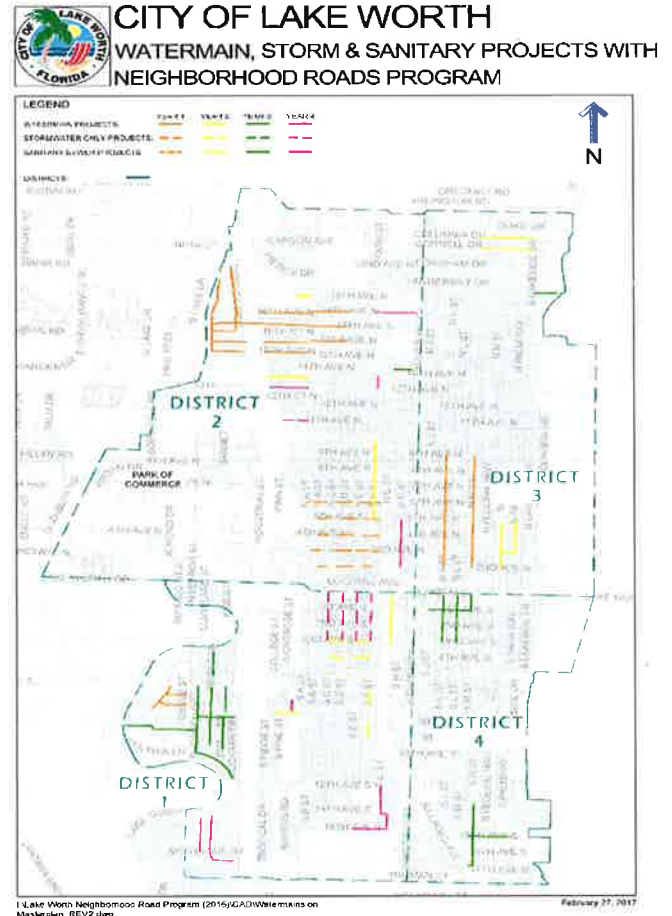
This proposed project serves to address the chronic flood conditions at the southern end of the South Palm Park neighborhood along 18th Avenue South in Lake Worth Beach that are worsening with sea level rise. The existing stormwater outfall has reached the end of its useful life and during high/king tide events, stormwater is unable to be properly discharged into the Lake Worth Lagoon. In order to make the stormwater system more resilient to sea level rise and higher tides, the stormwater collection system will be improved to include the installation of a stormwater pump station and a new outfall with a tidal check valve.

**Strategic Goals Relevance/Categorical Criteria**

Healthy, Safety, Environment

**Project's Return on Investment**

Resilience and redundancy of the stormwater collection system



**FISCAL DETAILS**

Account Number	Description	Amount	2023
428-5090-538.63-15	Improve other than Build		600,000
	<b>Total Expenditures</b>	<b>\$</b>	<b>600,000</b>

A.2- Revenue #2	-	B.2- Debt Service Costs:	-	B.6- Materials/Supplies:	-
A.3- Revenue #3	-	B.3- Contract Services:	-	B.7- Equipment:	-
A.4- Revenue #4	-	B.4- Fixed Costs:	-	B.8- Miscellaneous:	-
<b>Revenue Totals (A.1 -to- A.4)</b>	-	<b>Expense Totals (B.1 -to- B.8)</b>			-



# Capital Improvement Program (CIP) Project Request Form

(For Projects / Items Costing Over \$50,000)

**Department**  
Stormwater Utilities

**Project Duration**  
FY23 - FY24

**Life Expectancy**  
40 Years

**Priority**  
3

**Project Title**

Stormwater Main NRP Projects- Parrot Cove Storm Resilience

**Relevant Graphic Details (GIS or photo inserted)**

Check out <http://lakeworthroads.com/master-plan> to see a visual map

**Project Location**

City-Wide

**Project Description/Justification**

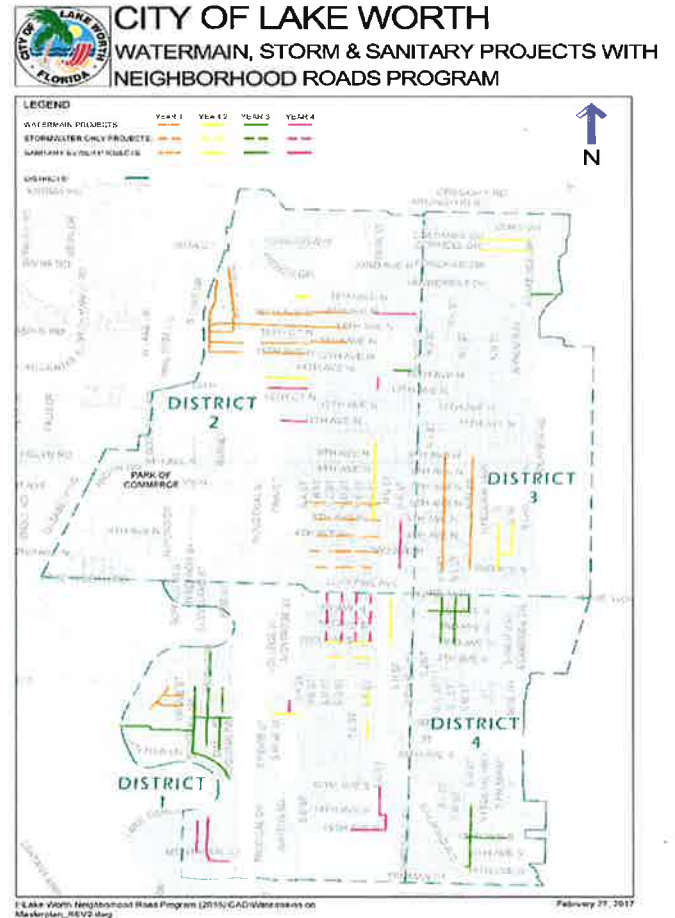
These projects, which place value on a vital part of the City's infrastructure, have been coordinated with the City's Public Services Department and the Neighborhood Road Program. The Departments were able to establish a construction sequence by meshing the Utilities fire protection plan and proposed sewer rehabilitation project schedule with the Stormwater Masterplan and Public Services Roadway & Sidewalk Masterplan. Stormwater main installations and replacements identified in the plan were prioritized based on the stormwater modeling for capacity and treatment in the Masterplan.

**Strategic Goals Relevance/Categorical Criteria**

Healthy, Safety, Environment

**Project's Return on Investment**

Resilience and redundancy of the stormwater collection system



**FISCAL DETAILS**

Account Number	Description	Amount	2023
428-5090-538.63-15	Improve other than Build	\$	450,000
	<b>Total Expenditures</b>	<b>\$</b>	<b>450,000</b>

A.2- Revenue #2	-	B.2- Debt Service Costs:	-	B.6- Materials/Supplies:	-
A.3- Revenue #3	-	B.3- Contract Services:	-	B.7- Equipment:	-
A.4- Revenue #4	-	B.4- Fixed Costs:	-	B.8- Miscellaneous:	-
Revenue Totals (A.1 -to- A.4)	-	Expense Totals (B.1 -to- B.8)			-





# Capital Improvement Program (CIP) Project Request Form

(For Projects / Items Costing Over \$50,000)

**Department**  
Stormwater Utilities

**Project Duration**  
FY23 - FY24

**Life Expectancy**  
40 Years

**Priority**  
3

**Project Title**

Stormwater Main NRP Projects-3 Eden Park

**Relevant Graphic Details (GIS or photo inserted)**

**Project Location**

District 3

**Project Description/Justification**

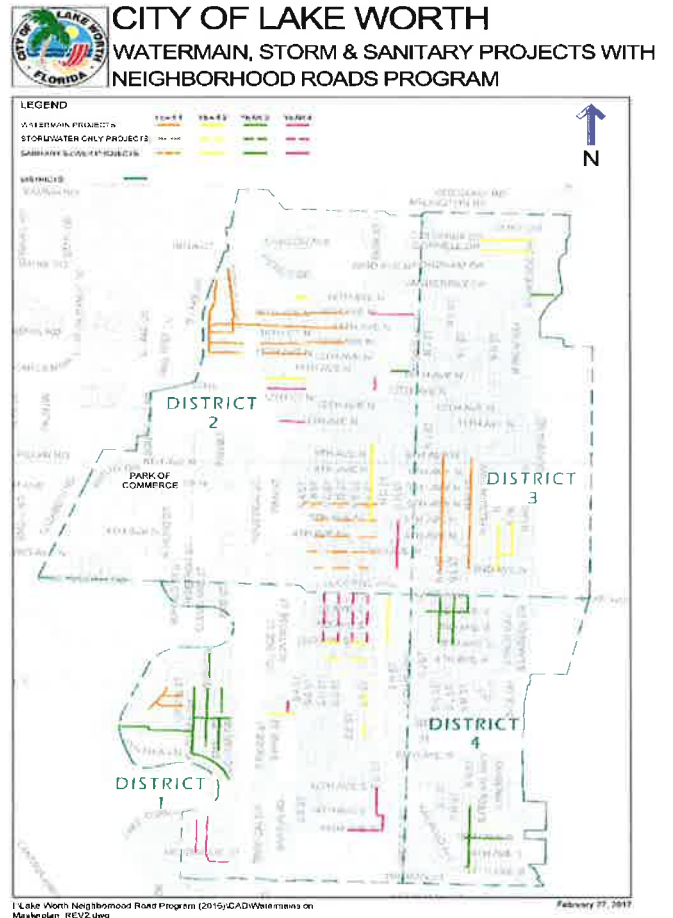
This proposed project serves to address the chronic flood conditions and erosion along and at the eastern end of 16th Avenue North in Lake Worth Beach that are worsening with sea level rise. A stormwater outfall does not exist in this location and during high/king tide events, stormwater is unable to drain. In order to make the stormwater system more resilient to sea level rise and higher tides, a stormwater collection system of inlets and piping and an outfall with a tidal check valve will be installed for flood protection.

**Strategic Goals Relevance/Categorical Criteria**

Healthy, Safety, Environment

**Project's Return on Investment**

Resilience and redundancy of the stormwater collection system



**FISCAL DETAILS**

**2023**

Account Number	Description	Amount
428-5090-538.63-15	Improve other than Build	600,000
	<b>Total Expenditures</b>	<b>\$ 600,000</b>



A.2- Revenue #2	-	B.2- Debt Service Costs:	-	B.6- Materials/Supplies:	-
A.3- Revenue #3	-	B.3- Contract Services:	-	B.7- Equipment:	-
A.4- Revenue #4	-	B.4- Fixed Costs:	-	B.8- Miscellaneous:	-
<b>Revenue Totals (A.1 -to- A.4)</b>	-	<b>Expense Totals (B.1 -to- B.8)</b>			-



# Capital Improvement Program (CIP) Project Request Form

(For Projects / Items Costing Over \$50,000)

<b>Department</b> Stormwater	<b>Project Duration</b> FY23	<b>Life Expectancy</b> 15	<b>Priority</b> 2
---------------------------------	---------------------------------	------------------------------	----------------------

**Project Title**  
Vac Truck 153 Replacement

**Project Location**  
N/A

**Project Description/Justification**  
The Stormwater Utility Department actively engages in the process of cleaning and televising the City's stormwater piping and manhole system. The existing vacuum truck (Equipment #153) was purchased in 2003 and has reached the end of its useful life and repairs are too costly not worth doing. The vacuum truck is an essential piece of equipment in ensuring the City's stormwater infrastructure is clean, free from blockages, and intact.

**Relevant Graphic Details (GIS or photo inserted)**



**Strategic Goals Relevance/Categorical Criteria**  
Renewal & Replacement

**Project's Return on Investment**  
An operational vacuum truck is essential for staff to make efficient repairs to sewer piping.

<b>FISCAL DETAILS</b>	<b>2023</b>
428-5090-538.63-15	Improve other than Build \$ 300,000
<b>Total Expenditures</b>	<b>\$ 300,000</b>



# Capital Improvement Program (CIP) Project Request Form

(For Projects / Items Costing Over \$50,000)

**Department**  
Stormwater

**Project Duration**  
FY23-27

**Life Expectancy**  
20

**Priority**  
3

**Project Title**

Outfall Check Valve Repairs

**Project Location**

Citywide

**Project Description/Justification**

This project includes repair, rehabilitation and installing new stormwater outfalls that discharge to the Lake Worth Lagoon. The repair will be assessed what is best suited for each location whether it be a seawall, bulkhead, reinforced shoreline, living shoreline and rehabilitated or replaced pipe. The City is pursuing grant opportunities to fund this project.

**Relevant Graphic Details (GIS or photo inserted)**



**Strategic Goals Relevance/Categorical Criteria**

Health, Safety, Environment

**Project's Return on Investment**

Improved drainage system and shoreline stabilization

FISCAL DETAILS	Account Description	2023
428-5090-538-63.15	Improve other than Build	50,000
<b>Total Expenditures</b>		<b>\$ 50,000</b>



**Capital Improvement Program (CIP)  
Project Request Form  
(For Projects / Items Costing Over \$50,000)**

<b>Department</b>	<b>Project Duration</b>	<b>Life Expectancy</b>	<b>Priority</b>
Stormwater	FY23	30	1

**Project Title**  
West Village Art lofts

**Project Location**  
N F St and Lucerne Ave

**Project Description/Justification**  
This project includes upgrades of the stormwater collection and conveyance system. The West Village Art Lofts were built with a finished floor elevation that is barely above the N F St crown of road. When intense rains occur, the storm system takes time to convey the water, but the stormwater builds up and has flooded the residents townhomes at this location. The City is working with the developer and owners to remedy this situation.

**Relevant Graphic Details (GIS or photo inserted)**



**Strategic Plan Alignment**

4C. Facilitate environmental sustainability through infrastructure investments, environmental resiliency, capital improvement planning, training and regional partnership and planning.

**Project's Return on Investment**

Resiliency and reliability of stormwater conveyance system

<b>FISCAL DETAILS</b>	<b>Account Number</b>	<b>Account Description</b>	<b>2023</b>
	428-5090-538.63-15	Improve other than Build	100,000
		<b>Total Expenditures</b>	<b>\$ 100,000</b>



**Capital Improvement Program (CIP)  
Project Request Form  
(For Projects / Items Costing Over \$50,000)**

<b>Department</b> Public Works	<b>Project Duration</b> FY23-27	<b>Life Expectancy</b> 10 years	<b>Priority</b> 1
-----------------------------------	------------------------------------	------------------------------------	----------------------

<b><u>Project Title</u></b> Heavy Equipment Truck Replacement - Solid Waste	<b><u>Relevant Graphic Details (GIS or photo inserted)</u></b>
--	--

**Project Location**  
Solid Waste and Recycling Division

**Project Description/Justification**  
The Solid Waste and Recycling Division is actively engaged in the collection and disposal of all City trash, garbage, recycling and vegetation. The truck replacement schedule is vital to the optimum performance of the Division to ensure collection schedules are met on time and every day. The trucks that will be replaced are a new Front Load commercial truck, Roll-off container truck, and Rear steer grappler truck.



**Strategic Plan Alignment**  
Pillar 1 - Positioning Lake Worth Beach to be a competitive viable location of choice  
1E - Provide superior public amenities and services to retain existing and entice new residents and businesses.

**Project's Return on Investment**  
Reduced equipment downtime by 25% and optimum use time on routes

FISCAL DETAILS	Account Number	Account Description	2023-2027
	TBD	Vehicle Replacement	500,000
		<b>Total Expenditures</b>	<b>\$ 500,000</b>





**Capital Improvement Program (CIP)  
Project Request Form  
(For Projects / Items Costing Over \$50,000)**

<b>Department</b> Regional Sewer	<b>Project Duration</b> FY23-27	<b>Life Expectancy</b> 30 years	<b>Priority</b> 1
-------------------------------------	------------------------------------	------------------------------------	----------------------

**Project Title**  
Pipe lining and replacement upgrades

**Relevant Graphic Details (GIS or photo inserted)**

**Project Location**  
Service area wide

**Project Description/Justification**  
The Regional Sewer system is a sewer collection system that collects flow from the City and 7 subregional partner municipalities and transmits the flow to the East Central Regional Water Reclamation Facility. The Regional System is comprised of the Master Pump Station, Lift Station 12, several forcemains and gravity mains. The ongoing upgrades and maintenance required to keep this critical system in operation are this capital project. Pipe lining, replacement and manhole rehabilitations are included.



**Strategic Plan Alignment**  
4C. Facilitate environmental sustainability through infrastructure investments, environmental resiliency, capital improvement planning, training and regional partnership and planning.

**Project's Return on Investment**  
Resiliency and reliability of wastewater collection system.

<b>FISCAL DETAILS</b>	<b>Account Number</b>	<b>Account Description</b>	<b>2023</b>
	426-7490-535.63-15		350,000
		<b>Total Expenditures</b>	<b>\$ 350,000</b>



## Capital Improvement Program (CIP) Project Request Form (For Projects / Items Costing Over \$50,000)

<b>Department</b>	<b>Project Duration</b>	<b>Life Expectancy</b>	<b>Priority</b>
Regional Sewer	FY23-24	30 years	1

**Project Title**  
Pump Upgrades

**Relevant Graphic Details (GIS or photo inserted)**

**Project Location**  
Service area wide

**Project Description/Justification**  
The Regional Sewer system is a sewer collection system that collects flow from the City and 7 subregional partner municipalities and transmits the flow to the East Central Regional Water Reclamation Facility. The Regional System is comprised of the Master Pump Station, Lift Station 12, several forcemains and gravity mains. The ongoing upgrades and maintenance required to keep this critical system in operation are this capital project. Pump improvements, replacements and rebuilds for the pump stations are included.



**Strategic Plan Alignment**  
4C. Facilitate environmental sustainability through infrastructure investments, environmental resiliency, capital improvement planning, training and regional partnership and planning.

**Project's Return on Investment**  
Resiliency and reliability of wastewater collection system.

FISCAL DETAILS	Account Number	Account Description	2023
	426-7490-535.63-15		175,000
		<b>Total Expenditures</b>	<b>\$ 175,000</b>